



Club Health Assessment for District 300B 1 through January 2026

			Status	Membership					Reports					Finance	LCIF	
Club Number	Club Name	Charter Date	Times in Status Quo in Past 2 Years	Current Member Count **	YTD Members Added	YTD Members Dropped	YTD Net Growth% ***	Member Count 1 Year Ago	Dropped Members Avg.Length of Service	Months Since Membership Update	Current Officers Reported ****	Current President Repeated Term	VP Reported *****	Last Date Reported Service (mm/yyyy)	Account Balance	YTD Donations
Clubs less than two years old																
191435	New Taipei City Hai Ta Wang	12/29/2025	Newly Chartered	45	46	1	100.00%	0	13	0	Y					
Clubs more than two years old																
52933	NEW TAIPEI CITY AN KUEI	04/17/1992	Active	64	6	0	10.34%	66		0	Y			01/2026		
Exc Award (06/30/2016, 06/30/2022)																
144240	New Taipei City Campus Blood	12/23/2020	Active	38	3	0	8.57%	25		0	Y			10/2025		
Exc Award (06/30/2023)																
39297	NEW TAIPEI CITY CENTRAL	01/15/1981	Active	39	3	2	2.63%	35	18	0	Y			04/2023		
Exc Award (06/30/2022, 06/30/2025)																
108883	NEW TAIPEI CITY CHANG JUNG	07/01/2010	Active	40	0	0	0.00%	40		0	N			01/2026		
Exc Award (06/30/2016, 06/30/2022, 06/30/2023, 06/30/2025)																
77877	NEW TAIPEI CITY CHEN SHAN MEI	11/26/2003	Active	57	2	0	3.64%	51		0	Y			02/2024	90+ Days	
Exc Award (06/30/2016, 06/30/2022, 06/30/2023, 06/30/2025)																
64755	NEW TAIPEI CITY CHENG KUN	10/26/2001	Active	45	0	0	0.00%	45		0	Y			03/2023		
Exc Award (06/30/2016, 06/30/2022, 06/30/2023, 06/30/2024)																
59862	NEW TAIPEI CITY CHESS KING	07/14/1997	Active	16	1	0	6.67%	16		0	N			11/2023		
Exc Award (06/30/2016, 06/30/2022)																
55316	NEW TAIPEI CITY CHI HSIEN	02/21/1994	Active	35	2	1	2.94%	26	2	0	N			07/2024		
Exc Award (06/30/2023)																
42452	NEW TAIPEI CITY CHIN SHAN	03/21/1983	Active(1)	13	0	0	0.00%	16		0	N	None		03/2023		
Exc Award (06/30/2021, 06/30/2022)																
116065	NEW TAIPEI CITY CHING YING	02/13/2012	Active	25	10	0	66.67%	25		0	N			11/2025		
Exc Award (06/30/2016, 06/30/2022, 06/30/2023)																
60580	NEW TAIPEI CITY CHU LIN	03/31/1998	Active	29	4	0	16.00%	27		0	Y			04/2024		
Exc Award (06/30/2016, 06/30/2023)																
53953	NEW TAIPEI CITY CHUNG HSIAO	12/31/1992	Active	36	0	0	0.00%	36		0	Y			02/2024		



Club Health Assessment for District 300B 1 through January 2026

			Status	Membership						Reports				Finance	LCIF	
Club Number	Club Name	Charter Date	Times in Status Quo in Past 2 Years	Current Member Count **	YTD Members Added	YTD Members Dropped	YTD Net Growth***	Member Count 1 Year Ago	Dropped Members Avg.Length of Service	Months Since Membership Update	Current Officers Reported ****	Current President Repeated Term	VP Reported *****	Last Date Reported Service (mm/yyyy)	Account Balance	YTD Donations
Exc Award (06/30/2021, 06/30/2023)																
43531	NEW TAIPEI CITY CHUNG KANG	02/22/1984	Active	71	15	1	24.56%	65	0	0	Y			01/2026		
Exc Award (06/30/2016, 06/30/2022, 06/30/2024)																
43916	NEW TAIPEI CITY CHUNG SHAN	05/30/1984	Active	126	0	0	0.00%	125		0	Y			11/2023		
Exc Award (06/30/2016, 06/30/2022)																
29931	NEW TAIPEI CITY CHUNG YANG	11/12/1974	Active	29	4	0	16.00%	35		0	Y			12/2022		
Exc Award (06/30/2023)																
57843	NEW TAIPEI CITY CHUNG YI	02/12/1996	Active	41	0	0	0.00%	36		3	Y			01/2025		
Exc Award (06/30/2023)																
57258	NEW TAIPEI CITY CHUNG YUAN	07/27/1995	Active	31	5	0	19.23%	25		0	Y			11/2025		
Exc Award (06/30/2021, 06/30/2023)																
48186	NEW TAIPEI CITY ELITE	02/24/1988	Active	57	18	1	42.50%	48	42	0	Y			01/2026		
Exc Award (06/30/2016, 06/30/2022, 06/30/2023, 06/30/2024)																
63533	NEW TAIPEI CITY ENVIRONMENTAL	09/11/2000	Active	28	2	4	-6.67%	30	3	0	Y			01/2026	90+ Days	
Exc Award (06/30/2016, 06/30/2022, 06/30/2025)																
106534	NEW TAIPEI CITY FAR EAST	08/31/2009	Active	45	0	0	0.00%	45		0	Y			12/2022		
Exc Award (06/30/2016, 06/30/2023)																
42579	NEW TAIPEI CITY FU YING	04/07/1983	Active	35	0	2	-5.41%	50	3	0	Y			01/2026		
Exc Award (06/30/2016, 06/30/2023, 06/30/2024)																
126820	New Taipei City Global	02/09/2016	Active	20	6	8	-9.09%	22	2	0	Y			08/2023		
Exc Award (06/30/2021, 06/30/2022)																
53971	NEW TAIPEI CITY GUAN IN SHAN	01/11/1993	Active	26	0	2	-7.14%	28	10	1	N			12/2024		
Exc Award (06/30/2016, 06/30/2023)																
61018	NEW TAIPEI CITY HEROES	07/14/1998	Active	29	4	0	16.00%	26		4	Y			09/2023		
Exc Award (06/30/2016, 06/30/2022)																
108884	NEW TAIPEI CITY HSI YUEH	07/01/2010	Active	46	0	1	-2.13%	47	15	0	Y			03/2023		
Exc Award (06/30/2016, 06/30/2022, 06/30/2023)																
30115	NEW TAIPEI CITY HSIN CHUANG	01/06/1975	Active	70	6	0	9.38%	79		0	Y			04/2025		



Club Health Assessment for District 300B 1 through January 2026

			Status	Membership						Reports				Finance	LCIF	
Club Number	Club Name	Charter Date	Times in Status Quo in Past 2 Years	Current Member Count **	YTD Members Added	YTD Members Dropped	YTD Net Growth***	Member Count 1 Year Ago	Dropped Members Avg.Length of Service	Months Since Membership Update	Current Officers Reported ****	Current President Repeated Term	VP Reported *****	Last Date Reported Service (mm/yyyy)	Account Balance	YTD Donations
Exc Award (06/30/2021, 06/30/2022, 06/30/2023, 06/30/2024, 06/30/2025) 61037 NEW TAIPEI CITY HSIN HO 07/20/1998			Active	35	11	1	40.00%	25	0	0	Y			07/2022	90+ Days	
Exc Award (06/30/2023) 117489 NEW TAIPEI CITY HSIN PEI 08/01/2012			Active	25	0	5	-16.67%	30	6	0	Y			01/2026		
Exc Award (06/30/2021, 06/30/2022) 51985 NEW TAIPEI CITY HSIN TAI 08/23/1991			Active	35	0	0	0.00%	36		7	Y			04/2024		
54749 NEW TAIPEI CITY HSIN YI 07/05/1993			Active	27	0	2	-6.90%	25	0	0	Y			11/2025		
Exc Award (06/30/2021, 06/30/2022) 55247 NEW TAIPEI CITY HSING JUNG 01/24/1994			Active	26	1	0	4.00%	25		0	Y			04/2022		
Exc Award (06/30/2016, 06/30/2021, 06/30/2022) 61135 NEW TAIPEI CITY HUAN SHII 09/15/1998			Active	47	2	0	4.44%	47		0	N			04/2023		
Exc Award (06/30/2022, 06/30/2023) 106550 NEW TAIPEI CITY JEN AI 08/31/2009			Active	27	11	0	68.75%	30		0	Y			09/2025		
Exc Award (06/30/2016, 06/30/2021, 06/30/2023, 06/30/2024) 93579 NEW TAIPEI CITY JI PIN 01/06/2006			Active	35	0	0	0.00%	26		0	Y			07/2023		
Exc Award (06/30/2022, 06/30/2023, 06/30/2025) 57844 NEW TAIPEI CITY KWANG HUEI 02/12/1996			Active	48	8	0	20.00%	37		0	Y			04/2022		
Exc Award (06/30/2023) 49865 NEW TAIPEI CITY KWANG HWA 09/21/1989			Active	45	0	4	-8.16%	49	14	0	Y			11/2023		
55248 NEW TAIPEI CITY KWANG JUNG 01/20/1994			Active	39	3	0	8.33%	37		0	Y			01/2026		
Exc Award (06/30/2022, 06/30/2023) 34990 NEW TAIPEI CITY LIN KOU 01/25/1978			Active	50	0	0	0.00%	50		1	Y			01/2026		
Exc Award (06/30/2016, 06/30/2023) 33046 NEW TAIPEI CITY LU CHIANG 11/22/1976			Active	56	11	9	3.70%	54	15	3	Y			12/2025		
Exc Award (06/30/2021, 06/30/2022) 30423 NEW TAIPEI CITY LU CHOU 03/17/1975			Active	37	2	0	5.71%	39		0	Y			02/2024		
Exc Award (06/30/2024) 55013 NEW TAIPEI CITY MING CHIH 11/01/1993			Active	25	0	0	0.00%	26		0	Y			03/2024		



Club Health Assessment for District 300B 1 through January 2026

			Status	Membership						Reports				Finance	LCIF	
Club Number	Club Name	Charter Date	Times in Status Quo in Past 2 Years	Current Member Count **	YTD Members Added	YTD Members Dropped	YTD Net Growth% ***	Member Count 1 Year Ago	Dropped Members Avg.Length of Service	Months Since Membership Update	Current Officers Reported ****	Current President Repeated Term	VP Reported *****	Last Date Reported Service (mm/yyyy)	Account Balance	YTD Donations
124642	New Taipei City New Century	04/22/2015	Active	15	0	0	0.00%	27		0	N	2		09/2023		
	Exc Award (06/30/2016, 06/30/2021, 06/30/2022)															
130629	New Taipei City New Peace	05/25/2017	Active	28	3	1	7.69%	26	25	0	Y			10/2025		
	Exc Award (06/30/2021, 06/30/2023)															
37712	NEW TAIPEI CITY PA LI	11/26/1979	Active	50	4	0	8.70%	64		0	Y			11/2024		
	Exc Award (06/30/2016, 06/30/2022, 06/30/2025)															
53604	NEW TAIPEI CITY PAI HO	08/17/1992	Active	49	7	0	16.67%	37		0	Y			09/2025		
	Exc Award (06/30/2016, 06/30/2022, 06/30/2025)															
59230	NEW TAIPEI CITY PEI YI	03/10/1997	Active	26	0	0	0.00%	25		0	Y			03/2024		
	Exc Award (06/30/2016, 06/30/2021)															
104725	NEW TAIPEI CITY POLARIS	02/12/2009	Active	25	0	0	0.00%	25		3	Y			01/2025		
	Exc Award (06/30/2021)															
40546	NEW TAIPEI CITY SAN CHIH	11/16/1981	Active	28	2	0	7.69%	28		5	Y			03/2024		
	Exc Award (06/30/2016, 06/30/2023)															
23399	NEW TAIPEI CITY SAN CHUNG	03/01/1971	Active	68	3	2	1.49%	75	8	0	Y			02/2025		
	Exc Award (06/30/2016, 06/30/2021, 06/30/2024)															
63857	NEW TAIPEI CITY SAN CHUNG NU TZI	12/21/2000	Active	40	4	2	5.26%	38	7	0	N			09/2025		
	Exc Award (06/30/2023)															
42212	NEW TAIPEI CITY SAN HO	01/11/1983	Active	17	2	0	13.33%	19		6	Y			12/2023		
	Exc Award (06/30/2021, 06/30/2023, 06/30/2024)															
58587	NEW TAIPEI CITY SHAN YANG	07/15/1996	Active	35	0	0	0.00%	26		5	N	2		09/2023		
	Exc Award (06/30/2016, 06/30/2021, 06/30/2023)															
44088	NEW TAIPEI CITY SHIH MEN	06/30/1984	Active	30	0	0	0.00%	32		0	Y			01/2026		
	Exc Award (06/30/2016, 06/30/2022, 06/30/2023)															
52281	NEW TAIPEI CITY SZU HSIEN	12/16/1991	Active	37	0	0	0.00%	39		0	Y			03/2024		
	Exc Award (06/30/2016, 06/30/2022, 06/30/2023)															
62755	NEW TAIPEI CITY SZU YUAN	02/01/2000	Active	37	2	0	5.71%	37		0	Y			02/2024		



Club Health Assessment for District 300B 1 through January 2026

			Status	Membership						Reports				Finance	LCIF	
Club Number	Club Name	Charter Date	Times in Status Quo in Past 2 Years	Current Member Count **	YTD Members Added	YTD Members Dropped	YTD Net Growth***	Member Count 1 Year Ago	Dropped Members Avg.Length of Service	Months Since Membership Update	Current Officers Reported ****	Current President Repeated Term	VP Reported *****	Last Date Reported Service (mm/yyyy)	Account Balance	YTD Donations
Exc Award (06/30/2023)																
132368	New Taipei City Ta Yuan	08/18/2017	Active(1)	1	1	15	-93.33%	15	8	0	N	None		11/2023		
57837	NEW TAIPEI CITY TAI HO	02/06/1996	Active	48	13	1	33.33%	47	7	0	Y			01/2026		
Exc Award (06/30/2016, 06/30/2021, 06/30/2022)																
38499	NEW TAIPEI CITY TAI SAN	05/14/1980	Active	30	5	0	20.00%	31		0	Y	2		03/2024		\$100.00
Exc Award (06/30/2021, 06/30/2022)																
23437	NEW TAIPEI CITY TAIPEI HSIEN	12/10/1965	Active	40	5	0	14.29%	36		0	Y			12/2023		
Exc Award (06/30/2021, 06/30/2023)																
38706	NEW TAIPEI CITY TAN SHUI	06/19/1980	Active	65	4	1	4.84%	68	0	1	Y			03/2024		
Exc Award (06/30/2021, 06/30/2022, 06/30/2024)																
50931	NEW TAIPEI CITY TOR CHING	09/17/1990	Active	37	8	2	19.35%	31	24	0	Y			12/2023		
Exc Award (06/30/2022)																
144246	New Taipei City Vader	12/22/2020	Active	25	0	0	0.00%	25		7	Y			02/2024		
Exc Award (06/30/2023)																
43384	NEW TAIPEI CITY WAN LI	01/10/1984	Active	18	3	0	20.00%	20		0	Y			12/2023		
Exc Award (06/30/2022)																
39914	NEW TAIPEI CITY WU KU	05/14/1981	Active	60	15	1	30.43%	41	0	0	Y			04/2023		
Exc Award (06/30/2016, 06/30/2022, 06/30/2025)																
51712	NEW TAIPEI CITY YUNG FU	05/28/1991	Active	90	14	2	15.38%	88	4	0	Y			04/2023		
Exc Award (06/30/2016, 06/30/2022, 06/30/2025)																

Clubs Cancelled Previous Fiscal Year – Clubs Cancelled within last 12 months may be reinstated

Club Number	Club Name	Charter Date	Current Status*	Cancellation Date
47068	NEW TAIPEI CITY LUNG MEN	03/20/1987	Cancelled(6*)	03/29/2025

Current Total Clubs Count	YTD New Clubs Count	YTD Cancelled Clubs Count	YTD Net Club Gain	Current Total Members Count	YTD Add	YTD Drop	YTD Net Growth	YTD Net Growth %	Member Count 12 Months Ago	Average Member Count Per Club	% of Clubs with less than 20 members	% No Officer Report in 12 Months	% of Clubs with balance 90+ days	Number of Clubs in Status Quo	% Status Quo Clubs in Financial Suspension	Number of Cancelled Clubs	Average Cancelled Club Age	Members Lost Due to Cancellation	% of Clubs Cancelled for Non-Financial Reasons
66	1	0	1	2,592	281	71	210	8.82%	2,505	39	9%	3%	6%	0	0%	0	0	0	0%



Club Health Assessment for District 300B 1 through January 2026

INTERNATIONAL

			Status	Membership					Reports				Finance	LCIF		
Club Number	Club Name	Charter Date	Times in Status Quo in Past 2 Years	Current Member Count **	YTD Members Added	YTD Members Dropped	YTD Net Growth% ***	Member Count 1 Year Ago	Dropped Members Avg.Length of Service	Months Since Membership Update	Current Officers Reported ****	Current President Repeated Term	VP Reported *****	Last Date Reported Service (mm/yyyy)	Account Balance	YTD Donations

* - P - Priority Club. Cancellation Reasons: 1-Objectives/conduct, 2-Non-active club, 5-Non-existing club, 6-Disbanding, 7-Merger, 8-Financial Suspension, 9-District/Multiple District Dues.

** Red denotes below 15 active members.

*** Red denotes 20% + loss.

**** Y - all 3 (President, Secretary, Treasurer) club officers reported, N - not all 3 reported.

***** Abbreviation: N-New, IP-Immediate Past, R-Repeat.



Club Health Assessment for District 300B 2 through January 2026

			Status	Membership					Reports				Finance	LCIF		
Club Number	Club Name	Charter Date	Times in Status Quo in Past 2 Years	Current Member Count **	YTD Members Added	YTD Members Dropped	YTD Net Growth% ***	Member Count 1 Year Ago	Dropped Members Avg.Length of Service	Months Since Membership Update	Current Officers Reported ****	Current President Repeated Term	VP Reported *****	Last Date Reported Service (mm/yyyy)	Account Balance	YTD Donations
Clubs less than two years old																
178410	New Taipei City Cheng Mei	10/15/2024	Active	46	7	0	17.95%	20		3	Y	2				\$24,740.21
185876	New Taipei City I-Care	07/14/2025	Active	20	20	0	100.00%	0		6	Y					
178831	New Taipei City Pei Hsin	10/14/2024	Active	25	3	0	13.64%	19		6	N					
Clubs more than two years old																
140737	National Taipei University of Business	02/22/2021	Active	7	0	0	0.00%	7		36	N	None		01/2022		
132939	National Taiwan University	11/22/2017	Active	5	0	14	-73.68%	19	3	1	N	None		01/2022		
98594	NEW TAIPEI CITY AI HSIN	02/15/2007	Active	82	10	1	12.33%	74	16	2	Y			11/2025		\$5,000.00
129513	New Taipei City Aletheia	05/31/2017	Active	5	0	4	-44.44%	9	3	1	N	None		02/2022		
46332	NEW TAIPEI CITY CAPITAL	06/04/1986	Active	35	6	0	20.69%	29		5	Y			12/2025		\$11,000.00
52453	NEW TAIPEI CITY CHANG FU	01/28/1992	Active	28	0	1	-3.45%	28	14	3	Y			01/2024		\$12,000.00
124681	New Taipei City Chang Shou	04/28/2015	Active	10	3	1	25.00%	14	1	0	N			01/2024		\$2,000.00
59200	NEW TAIPEI CITY CHENG YI	03/06/1997	Active	36	1	0	2.86%	38		6	Y			01/2024		\$19,000.00
49800	NEW TAIPEI CITY CHIA YUAN	08/08/1989	Active	65	28	2	66.67%	42	13	0	N			01/2026		\$11,000.00
61856	NEW TAIPEI CITY CHIN LAN	04/30/1999	Active	38	3	0	8.57%	41		6	Y			01/2026		\$18,000.00
54266	NEW TAIPEI CITY CHINESE	03/24/1993	Active	24	3	3	0.00%	28	8	0	N			11/2025		\$6,000.00
36340	NEW TAIPEI CITY CHUNG CHENG	12/07/1978	Active	31	4	2	6.90%	38	1	0	Y			02/2024		\$15,000.00
39563	NEW TAIPEI CITY CHUNG HO	03/09/1981	Active	36	0	0	0.00%	48		7	Y			02/2024		\$18,000.00
142656	New Taipei City Chung Hsing	10/20/2020	Active	27	1	2	-3.57%	29	5	0	Y			01/2026		\$13,000.00
156813	New Taipei City Daxizhi	12/21/2023	Active	32	6	2	14.29%	47	2	0	Y		N	01/2026		\$18,000.00
147550	NEW TAIPEI CITY DING HSING	07/27/2021	Active	32	5	0	18.52%	27		1	Y			02/2024		\$6,000.00
100218	NEW TAIPEI CITY FANG HSING	09/21/2007	Active	20	4	1	17.65%	18	6	0	N			07/2025		\$10,000.00
147596	New Taipei City Fashion Art	09/28/2021	Cancelled(8*)	0	0	0	0.00%	15		6	N	None		12/2023	90+ Days	
54866	NEW TAIPEI CITY FU HO	09/13/1993	Active	30	3	5	-6.25%	42	10	0	Y			09/2025		\$41,000.00
Exc Award (06/30/2023)																
48679	NEW TAIPEI CITY GREEN LAKE	06/13/1988	Active	29	3	0	11.54%	28		6	Y			01/2026		\$13,000.00



Club Health Assessment for District 300B 2 through January 2026

			Status	Membership					Reports					Finance	LCIF	
Club Number	Club Name	Charter Date	Times in Status Quo in Past 2 Years	Current Member Count **	YTD Members Added	YTD Members Dropped	YTD Net Growth% ***	Member Count 1 Year Ago	Dropped Members Avg.Length of Service	Months Since Membership Update	Current Officers Reported ****	Current President Repeated Term	VP Reported *****	Last Date Reported Service (mm/yyyy)	Account Balance	YTD Donations
51796	NEW TAIPEI CITY HAI SHAN	06/12/1991	Active(1)	41	12	0	41.38%	29		3	N			09/2025	90+ Days	\$9,000.00
137140	New Taipei City Hsiang Mao	01/16/2019	Active	37	7	0	23.33%	33		3	Y			11/2025		\$11,000.00
117472	NEW TAIPEI CITY HSIN PAN	08/03/2012	Active	30	2	1	3.45%	31	2	3	Y			02/2024		\$6,000.00
23374	NEW TAIPEI CITY HSIN TIEN	01/01/1971	Active	47	1	0	2.17%	52		6	Y			09/2025		\$17,000.00
89281	NEW TAIPEI CITY HSIU LANG	12/27/2005	Active	15	8	1	87.50%	8	7	3	N	None		11/2023		
54892	NEW TAIPEI CITY HUA CHIANG	09/23/1993	Active	46	1	4	-6.12%	56	1	0	Y			12/2025		\$34,000.00
56550	NEW TAIPEI CITY HWA CHUNG	02/20/1995	Active	37	12	0	48.00%	26		4	N			12/2023		\$3,000.00
156642	New Taipei City Jui Kuang	01/22/2024	Active	25	5	0	25.00%	25		0	N			01/2026		\$9,000.00
49778	NEW TAIPEI CITY KWANG MING	07/26/1989	Active	65	5	0	8.33%	74		6	Y			01/2026		\$18,000.00
66497	NEW TAIPEI CITY LIAN CHENG	07/16/2002	Active	42	3	4	-2.33%	42	6	2	Y			10/2025		\$11,000.00
77990	NEW TAIPEI CITY LIEN HSIN	12/29/2003	Active	33	2	0	6.45%	34		0	Y			01/2026	\$20,000.00	
126127	NEW TAIPEI CITY MEI HSIN	12/14/2015	Active	52	8	1	15.56%	49	4	1	Y			07/2025	\$6,000.00	
53566	NEW TAIPEI CITY MEI LUN	08/04/1992	Active	55	7	0	14.58%	63		4	Y			11/2025	\$43,000.00	
50849	NEW TAIPEI CITY NEW GREEN	07/08/1990	Active	45	3	3	0.00%	49	4	2	Y			01/2026	\$34,000.00	
23392	NEW TAIPEI CITY PAN CHIAO	08/04/1971	Active	60	10	7	5.26%	62	17	1	Y			11/2025	\$14,000.00	
121305	New Taipei City Pan Chiao Chilee University Campus	03/28/2014	Cancelled(8*)	0	0	9	-100.00%	9	9	1	N	None		02/2022	90+ Days	
147551	New Taipei City Pan Chiao United Lions	07/29/2021	Active	46	3	0	6.98%	48		6	Y			01/2026		\$6,000.00
122944	New Taipei City Peace	08/29/2014	Active	42	3	2	2.44%	47	9	1	Y			01/2026		\$11,000.00
155559	New Taipei City Pei Da	12/07/2023	Active	55	10	0	22.22%	51		2	Y			07/2025		\$55,000.00
105026	NEW TAIPEI CITY PING SHIN	03/19/2009	Active	30	4	0	15.38%	27		0	N			08/2025		\$2,000.00
42580	NEW TAIPEI CITY RUEY FANG	04/29/1983	Active	57	2	0	3.64%	58		6	Y			01/2026		\$25,000.00
47166	NEW TAIPEI CITY SAN DOU	04/03/1987	Active	48	2	1	2.13%	47	0	1	Y			01/2026		\$17,000.00
23400	NEW TAIPEI CITY SAN HSIA	10/25/1972	Active	49	2	2	0.00%	57	2	0	Y			07/2025		\$21,100.00
48032	NEW TAIPEI CITY SAN ING	01/04/1988	Active	40	0	0	0.00%	29		7	N			01/2024		\$13,000.00
87771	NEW TAIPEI CITY SHEN DING	04/12/2005	Active	40	3	0	8.11%	40		6	Y			01/2026		\$23,000.00



Club Health Assessment for District 300B 2 through January 2026

			Status	Membership						Reports				Finance	LCIF	
Club Number	Club Name	Charter Date	Times in Status Quo in Past 2 Years	Current Member Count **	YTD Members Added	YTD Members Dropped	YTD Net Growth% ***	Member Count 1 Year Ago	Dropped Members Avg.Length of Service	Months Since Membership Update	Current Officers Reported ****	Current President Repeated Term	VP Reported *****	Last Date Reported Service (mm/yyyy)	Account Balance	YTD Donations
55857	NEW TAIPEI CITY SHIH TOR HSI	06/20/1994	Active(1)	29	4	0	16.00%	27		6	N			01/2024		\$5,000.00
29231	NEW TAIPEI CITY SHU LIN	04/30/1974	Active	63	3	2	1.61%	65	24	0	Y			03/2024		\$9,000.00
105251	NEW TAIPEI CITY SHUANG HO	04/14/2009	Active	53	21	17	8.16%	49	7	0	N			12/2025		\$12,000.00
61776	NEW TAIPEI CITY SUNG HAU	04/15/1999	Active	40	12	2	33.33%	45	3	1	N			01/2026		\$9,000.00
52525	NEW TAIPEI CITY TA HAN	02/18/1992	Active(1)	46	1	0	2.22%	45		0	Y			03/2024		\$12,000.00
54760	NEW TAIPEI CITY TA TANG	07/05/1993	Active	19	1	0	5.56%	18		0	N			03/2024		\$5,000.00
154012	New Taipei City Taiwanese Businessmen	06/22/2023	Active	26	0	0	0.00%	28		7	N			12/2023		\$2,000.00
120794	New Taipei City Tamkang University Campus	02/12/2014	Cancelled(6*)	0	0	12	-100.00%	12	4	1	N	None		02/2022		
47735	NEW TAIPEI CITY TONG CHING	09/24/1987	Active	43	12	0	38.71%	32		5	Y			01/2024	90+ Days	\$18,000.00
38087	NEW TAIPEI CITY TOU CHEN	02/05/1980	Active	56	0	0	0.00%	60		6	Y			12/2025		\$29,000.00
77570	NEW TAIPEI CITY TSUR HSIANG Exc Award (06/30/2023)	10/02/2003	Active	53	3	0	6.00%	55		0	Y			11/2025	90+ Days	\$83,000.00
58769	NEW TAIPEI CITY TSUR HSING	10/17/1996	Active	32	6	0	23.08%	30		6	Y			12/2025		\$14,000.00
125367	NEW TAIPEI CITY VEILIN	11/11/2015	Active	18	2	0	12.50%	21		6	Y			12/2023		\$3,000.00
49210	NEW TAIPEI CITY WEN HUA	02/01/1989	Active	47	10	0	27.03%	50		0	Y			11/2025		\$12,000.00
51756	NEW TAIPEI CITY WEN SHAN	06/10/1991	Active	20	3	3	0.00%	2	6	0	N			12/2023		\$4,000.00
56179	NEW TAIPEI CITY WU FU	10/24/1994	Active	42	2	4	-4.55%	48	9	1	Y			03/2024		\$4,000.00
23466	NEW TAIPEI CITY YING KO	05/03/1970	Active	62	6	3	5.08%	63	35	1	Y			01/2026		\$43,000.00
23469	NEW TAIPEI CITY YUNG HO	02/10/1971	Active	56	3	0	5.66%	53		0	Y			07/2025		\$26,000.00

Clubs Cancelled Previous Fiscal Year – Clubs Cancelled within last 12 months may be reinstated

Club Number	Club Name	Charter Date	Current Status*	Cancellation Date
120367	New Taipei City Pan Chiao Nu Tzu	10/04/2013	Cancelled(8*)	12/30/2024



Club Health Assessment for District 300B 2 through January 2026

INTERNATIONAL

Club Number	Club Name	Charter Date	Status		Membership							Reports				Finance	LCIF		
			Times in Status Quo in Past 2 Years	Current Member Count **	YTD Members Added	YTD Members Dropped	YTD Net Growth***	Member Count 1 Year Ago	Dropped Members Avg.Length of Service	Months Since Membership Update	Current Officers Reported ****	Current President Repeated Term	VP Reported *****	Last Date Reported Service (mm/yyyy)	Account Balance	YTD Donations			
Current Total Clubs Count	YTD New Clubs Count	YTD Cancelled Clubs Count	YTD Net Club Gain	Current Total Members Count	YTD Add	YTD Drop	YTD Net Growth %	Member Count 12 Months Ago	Average Member Count Per Club	% of Clubs with less than 20 members	% No Officer Report in 12 Months	% of Clubs with balance 90+ days	Number of Clubs in Status Quo	% Status Quo Clubs in Financial Suspension	Number of Cancelled Clubs	Average Cancelled Club Age	Members Lost Due to Cancellation	% of Clubs Cancelled for Non-Financial Reasons	
63	1	3	-2	2,405	314	116	198	8.97%	2,409	38	11%	6%	5%	0	0%	3	13	21	0%

* - P - Priority Club. Cancellation Reasons: 1-Objectives/conduct, 2-Non-active club, 5-Non-existing club, 6-Disbanding, 7-Merger, 8-Financial Suspension, 9-District/Multiple District Dues.

** Red denotes below 15 active members.

*** Red denotes 20% + loss.

**** Y - all 3 (President, Secretary, Treasurer) club officers reported, N - not all 3 reported.

***** Abbreviation: N-New, IP-Immediate Past, R-Repeat.



Club Health Assessment for District 300B 3 through January 2026

			Status	Membership						Reports				Finance	LCIF	
Club Number	Club Name	Charter Date	Times in Status Quo in Past 2 Years	Current Member Count **	YTD Members Added	YTD Members Dropped	YTD Net Growth% ***	Member Count 1 Year Ago	Dropped Members Avg.Length of Service	Months Since Membership Update	Current Officers Reported ****	Current President Repeated Term	VP Reported *****	Last Date Reported Service (mm/yyyy)	Account Balance	YTD Donations
Clubs less than two years old																
157222	Taoyuan Baida Feilli	02/02/2024	Active	15	6	1	50.00%	22	0	0	N					
	Exc Award (06/30/2024)															
181417	Taoyuan Central University Campus	04/01/2025	Active	24	0	6	-20.00%	0	1	1	N	None				
175847	Taoyuan Dong Fang Mei	08/30/2024	Active	44	7	0	18.92%	48		4	Y	2				\$4,100.00
157223	Taoyuan Elite Confederate	02/27/2024	Active	20	2	0	11.11%	23		6	N					
185981	Taoyuan Ling-Xian	07/09/2025	Active	30	30	0	100.00%	0		5	Y					\$4,400.00
192248	Taoyuan Morning Light	01/30/2026	Newly Chartered	20	20	0	100.00%	0		0	Y					
179614	Taoyuan Ren Mei	12/27/2024	Active	63	15	0	31.25%	50		1	Y	2				\$35,100.00
178563	Taoyuan Tong Le	09/20/2024	Active	28	3	3	0.00%	28	1	0	Y					\$3,300.00
180924	Taoyuan Tsui Tsan	02/27/2025	Active	35	2	0	6.06%	0		5	Y	2				
179262	Taoyuan Tyai Campus	12/26/2024	Active	30	0	0	0.00%	30		13	N	None				
157929	Taoyuan Well-Known	05/13/2024	Active	27	3	3	0.00%	26	2	2	Y					
157228	Taoyuan World Cheongsam	03/07/2024	Active	19	11	1	111.11%	19	1	5	N					
Clubs more than two years old																
58887	PA TE CITY TAOYUAN TAAN	12/02/1996	Active	48	6	0	14.29%	44		5	Y			01/2024		\$4,000.00
	Exc Award (06/30/2017, 06/30/2018, 06/30/2019, 06/30/2022)															
52907	TA YUAN CHUNG SHAN	04/14/1992	Active	39	9	2	21.88%	37	7	6	N			03/2018		\$1,000.00
	Exc Award (06/30/2016, 06/30/2017, 06/30/2018, 06/30/2023)															
39448	TA YUAN L C	02/25/1981	Active	34	2	2	0.00%	39	5	1	N			10/2021		\$1,000.00
	Exc Award (06/30/2019)															
40797	TACHI	01/25/1982	Active	33	4	0	13.79%	29		6	N			10/2019		\$8,000.00
	Exc Award (06/30/2019, 06/30/2023, 06/30/2024)															
23455	TAOYUAN	12/28/1959	Active	54	7	2	10.20%	59	13	0	N			10/2024		\$5,000.00
	Exc Award (06/30/2016, 06/30/2018, 06/30/2024)															
144339	Taoyuan Affectionate	12/28/2020	Active	37	2	0	5.71%	39		4	Y			09/2024		\$3,850.00



Club Health Assessment for District 300B 3 through January 2026

			Status	Membership						Reports				Finance	LCIF	
Club Number	Club Name	Charter Date	Times in Status Quo in Past 2 Years	Current Member Count **	YTD Members Added	YTD Members Dropped	YTD Net Growth% ***	Member Count 1 Year Ago	Dropped Members Avg.Length of Service	Months Since Membership Update	Current Officers Reported ****	Current President Repeated Term	VP Reported *****	Last Date Reported Service (mm/yyyy)	Account Balance	YTD Donations
Exc Award (06/30/2022, 06/30/2023)			Active	40	5	1	11.11%	36	1	6	Y			10/2023		\$37,700.00
48976	TAOYUAN AI HSIN	10/24/1988														
Exc Award (06/30/2016, 06/30/2020, 06/30/2023)			Active	14	3	3	0.00%	14	4	0	Y			10/2021		
123751	Taoyuan Apple Cyber	12/17/2014														
Exc Award (06/30/2017, 06/30/2022)			Active	49	13	3	25.64%	43	2	0	N			03/2024	\$13,000.00	
155919	Taoyuan Azure	09/11/2023														
Exc Award (06/30/2024)			Active	16	1	0	6.67%	15		6	N			09/2023	\$7,000.00	
87774	TAOYUAN BEST WISH	04/12/2005														
Exc Award (06/30/2017, 06/30/2019)			Active	46	2	2	0.00%	52	1	1	Y			11/2023	\$11,000.00	
49054	TAOYUAN CENTRAL	11/29/1988														
Exc Award (06/30/2017, 06/30/2018, 06/30/2023)			Active	24	0	0	0.00%	24		22	N			07/2022		
143045	Taoyuan Chen Hsin	09/28/2020														
			Active	29	2	0	7.41%	33		6	N			03/2018	\$1,000.00	
61623	TAOYUAN CHENG I	03/09/1999														
Exc Award (06/30/2016, 06/30/2017, 06/30/2018, 06/30/2020)			Active	62	6	0	10.71%	60		1	Y			03/2024	\$121,700.00	
84142	TAOYUAN CHERN UEI	09/07/2004														
Exc Award (06/30/2016, 06/30/2019, 06/30/2023, 06/30/2024)			Active	53	17	0	47.22%	49		5	Y			01/2022	\$2,000.00	
118187	TAOYUAN CHUANG CHING	12/05/2012														
Exc Award (06/30/2017, 06/30/2018, 06/30/2019, 06/30/2022)			Active	7	0	0	0.00%	21		5	N	None		12/2023		
149520	Taoyuan Chuang Hsin	01/04/2022														
Exc Award (06/30/2024)			Active	22	2	0	10.00%	29		5	N			09/2023	\$5,850.00	
59940	TAOYUAN CHUN YING	09/09/1997														
Exc Award (06/30/2016, 06/30/2018, 06/30/2019)			Active	41	6	2	10.81%	39	18	0	N			09/2020	\$14,000.00	
52773	TAOYUAN CHUNG CHENG	03/27/1992														
Exc Award (06/30/2016)			Active	22	3	0	15.79%	21		6	N	None		09/2021	\$1,000.00	
57886	TAOYUAN CHUNG HWA	02/21/1996														
Exc Award (06/30/2016, 06/30/2018, 06/30/2023)			Active	46	6	1	12.20%	41	3	0	N			03/2018	\$4,000.00	
62557	TAOYUAN DAR YU	12/10/1999														
Exc Award (06/30/2018, 06/30/2019, 06/30/2024)																



Club Health Assessment for District 300B 3 through January 2026

			Status	Membership					Reports				Finance	LCIF		
Club Number	Club Name	Charter Date	Times in Status Quo in Past 2 Years	Current Member Count **	YTD Members Added	YTD Members Dropped	YTD Net Growth% ***	Member Count 1 Year Ago	Dropped Members Avg.Length of Service	Months Since Membership Update	Current Officers Reported ****	Current President Repeated Term	VP Reported *****	Last Date Reported Service (mm/yyyy)	Account Balance	YTD Donations
157053	Taoyuan Er Jia Zi	01/16/2024	Cancelled(6*)	0	0	0	0.00%	0		19	N	None				
102609	TAOYUAN EVERGLORY	06/24/2008	Active	37	2	0	5.71%	40		6	Y			03/2018		\$3,000.00
	Exc Award (06/30/2017, 06/30/2023)															
58336	TAOYUAN FAR EAST	05/16/1996	Active	38	3	1	5.56%	37	0	0	Y			12/2023		\$5,000.00
	Exc Award (06/30/2016, 06/30/2018)															
156544	Taoyuan Formosa	11/01/2023	Active	9	0	0	0.00%	16		7	Y					
110054	TAOYUAN FU RONG	01/06/2011	Active	55	10	0	22.22%	59		0	Y			02/2024		\$21,000.00
	Exc Award (06/30/2016, 06/30/2020, 06/30/2023, 06/30/2024)															
42857	TAOYUAN FUHSING	06/29/1983	Active	23	4	0	21.05%	24		3	N			03/2018		\$1,000.00
	Exc Award (06/30/2016, 06/30/2019, 06/30/2020, 06/30/2024)															
98840	TAOYUAN GUEISHAN	03/19/2007	Active	59	7	0	13.46%	64		5	Y			03/2024		\$45,200.00
	Exc Award (06/30/2016, 06/30/2019)															
121531	Taoyuan Happy	03/19/2014	Active	24	9	3	33.33%	29	8	1	N			11/2022		\$1,000.00
	Exc Award (06/30/2017, 06/30/2018, 06/30/2023)															
116189	TAOYUAN HERITAGE	05/02/2012	Active	21	7	2	31.25%	18	1	0	N			07/2020		\$4,000.00
	Exc Award (06/30/2018, 06/30/2019, 06/30/2023)															
157054	Taoyuan Hirmes	12/29/2023	Active	15	2	6	-21.05%	35	2	0	Y					
117941	TAOYUAN HONESTY	10/08/2012	Active	25	0	0	0.00%	25		6	Y			03/2018		\$25,000.00
	Exc Award (06/30/2016, 06/30/2018, 06/30/2023)															
156019	Taoyuan Hong Fu	09/14/2023	Active	15	0	0	0.00%	23		7	Y					
	Exc Award (06/30/2024)															
38088	TAOYUAN HSIEN CHENG KUNG	02/05/1980	Active	33	2	5	-8.33%	45	23	1	N			07/2021		\$2,000.00
	Exc Award (06/30/2016, 06/30/2017, 06/30/2018, 06/30/2019, 06/30/2022, 06/30/2023)															
59942	TAOYUAN HSIN HSING	09/09/1997	Active	20	0	1	-4.76%	22	2	0	Y			03/2018		
	Exc Award (06/30/2017, 06/30/2022)															
123741	Taoyuan Hu Tou Shan	12/18/2014	Active	27	6	13	-20.59%	33	3	1	N			02/2021		\$1,000.00
	Exc Award (06/30/2018, 06/30/2023)															
109200	TAOYUAN HUAN GJIA	09/09/2010	Active	31	1	1	0.00%	33	1	1	Y			09/2023		\$4,000.00



Club Health Assessment for District 300B 3 through January 2026

			Status		Membership					Reports				Finance		LCIF
Club Number	Club Name	Charter Date	Times in Status Quo in Past 2 Years	Current Member Count **	YTD Members Added	YTD Members Dropped	YTD Net Growth% ***	Member Count 1 Year Ago	Dropped Members Avg.Length of Service	Months Since Membership Update	Current Officers Reported ****	Current President Repeated Term	VP Reported *****	Last Date Reported Service (mm/yyyy)	Account Balance	YTD Donations
61701	Exc Award (06/30/2018, 06/30/2020, 06/30/2022, 06/30/2023) TAOYUAN JEN SHANN MEEI	03/30/1999	Active	22	7	0	46.67%	29		6	Y			02/2018		\$1,000.00
100039	Exc Award (06/30/2016, 06/30/2019, 06/30/2020, 06/30/2023) TAOYUAN KUANG HUEI	08/16/2007	Active	19	3	0	18.75%	21		0	N			08/2021		\$2,000.00
46869	Exc Award (06/30/2018, 06/30/2019, 06/30/2023) TAOYUAN KUEI SHAN POUI	01/28/1987	Active	36	6	3	9.09%	33	12	1	Y			03/2024		\$26,000.00
123748	Exc Award (06/30/2018, 06/30/2020) Taoyuan La La Shan	12/17/2014	Active	21	6	6	0.00%	27	6	0	N			03/2018		\$3,000.00
84301	Exc Award (06/30/2017, 06/30/2019, 06/30/2023) TAOYUAN LILY	10/07/2004	Active	49	10	0	25.64%	45		5	Y			09/2023		\$26,000.00
110053	Exc Award (06/30/2016, 06/30/2018, 06/30/2019, 06/30/2022, 06/30/2023) TAOYUAN LONG SHOU	01/06/2011	Active	25	6	3	13.64%	23	3	0	N			11/2020		\$1,000.00
155823	Exc Award (06/30/2016, 06/30/2023) Taoyuan Long Sin	08/31/2023	Active	32	7	2	18.52%	32	3	0	N					\$1,000.00
42453	Exc Award (06/30/2024) TAOYUAN LOOCHU	03/21/1983	Active	133	18	0	15.65%	115		4	Y			03/2024		\$203,000.00
98734	Exc Award (06/30/2018, 06/30/2019, 06/30/2025) TAOYUAN LOOCHU WOMAN	03/08/2007	Active	58	3	0	5.45%	73		4	Y			02/2024		\$43,000.00
118190	Exc Award (06/30/2016, 06/30/2018, 06/30/2019, 06/30/2020, 06/30/2022) TAOYUAN LUNG FENG	12/05/2012	Active	20	4	2	11.11%	23	2	6	Y			11/2020		
101576	Exc Award (06/30/2019, 06/30/2022) TAOYUAN NAN KAN	03/21/2008	Active	42	4	0	10.53%	46		1	Y			12/2022		\$13,000.00
115453	Exc Award (06/30/2017, 06/30/2018, 06/30/2019, 06/30/2020) TAOYUAN NAN KAN LADIES	10/31/2011	Active	27	2	0	8.00%	33		6	Y			03/2022		
156020	Exc Award (06/30/2017, 06/30/2018, 06/30/2019, 06/30/2022, 06/30/2023) Taoyuan Nan Ping	09/14/2023	Active	20	4	2	11.11%	21	2	1	Y					\$1,000.00
37643	Exc Award (06/30/2024) TAOYUAN PA TE	10/13/1979	Active	48	8	6	4.35%	51	10	1	Y			12/2023		\$5,000.00



Club Health Assessment for District 300B 3 through January 2026

			Status	Membership						Reports				Finance	LCIF	
Club Number	Club Name	Charter Date	Times in Status Quo in Past 2 Years	Current Member Count **	YTD Members Added	YTD Members Dropped	YTD Net Growth% ***	Member Count 1 Year Ago	Dropped Members Avg.Length of Service	Months Since Membership Update	Current Officers Reported ****	Current President Repeated Term	VP Reported *****	Last Date Reported Service (mm/yyyy)	Account Balance	YTD Donations
123746	Exc Award (06/30/2018, 06/30/2020, 06/30/2024) Taoyuan Pa Te Nu	12/17/2014	Active	19	2	1	5.56%	19	11	1	N			01/2018		\$9,000.00
48310	Exc Award (06/30/2018, 06/30/2019, 06/30/2024) TAOYUAN PEACE	03/24/1988	Active	42	6	0	16.67%	41		3	Y			03/2024		\$8,000.00
47797	Exc Award (06/30/2016, 06/30/2020, 06/30/2023, 06/30/2024, 07/30/2017) TAOYUAN PHOENIX	10/22/1987	Active	58	15	0	34.88%	56		0	Y			11/2023		\$24,200.00
155821	Exc Award (06/30/2018, 06/30/2022) Taoyuan Ping Te	08/31/2023	Active	17	4	6	-10.53%	28	1	1	Y					
53582	TAOYUAN PING TING	08/13/1992	Active	33	3	0	10.00%	32		0	Y			08/2020		
43654	Exc Award (06/30/2016, 06/30/2017, 06/30/2019) TAOYUAN REN AI	03/12/1984	Active	32	0	1	-3.03%	35	35	6	N	None		01/2022		
126874	Exc Award (06/30/2018, 06/30/2023, 06/30/2024, 07/01/2017) Taoyuan Ren Ho	02/25/2016	Active	25	25	10	150.00%	9	7	0	N			03/2018		\$11,000.00
52568	Exc Award (06/30/2017, 06/30/2018, 06/30/2019) TAOYUAN REN YU	02/24/1992	Active	62	0	0	0.00%	77		6	Y			10/2021		\$6,000.00
157055	Exc Award (06/30/2016, 06/30/2017, 06/30/2022) Taoyuan San Jia Zi	01/16/2024	Cancelled(6*)	0	0	0	0.00%	6		7	N	None				
120734	Taoyuan Shou Hsi	12/05/2013	Active	7	0	2	-22.22%	12	2	1	N			01/2021		
97681	Exc Award (06/30/2017, 06/30/2020, 06/30/2023) TAOYUAN SUN RISE	09/05/2006	Active	39	5	0	14.71%	41		5	N			03/2018		\$1,000.00
52546	TAOYUAN SYH WAI	02/20/1992	Active	32	8	0	33.33%	26		6	Y			03/2023		\$4,000.00
123602	Exc Award (06/30/2016, 06/30/2018, 06/30/2022) Taoyuan Ta Chia	12/15/2014	Active	24	5	6	-4.00%	26	2	1	Y			01/2023		\$3,000.00
115454	Exc Award (06/30/2017, 06/30/2020, 06/30/2022) TAOYUAN TA CHU	10/31/2011	Active	49	4	2	4.26%	51	3	1	Y			04/2023		\$3,000.00
	Exc Award (06/30/2017, 06/30/2018, 06/30/2019, 06/30/2022, 06/30/2023, 06/30/2024)															



Club Health Assessment for District 300B 3 through January 2026


			Status	Membership					Reports					Finance	LCIF	
Club Number	Club Name	Charter Date	Times in Status Quo in Past 2 Years	Current Member Count **	YTD Members Added	YTD Members Dropped	YTD Net Growth% ***	Member Count 1 Year Ago	Dropped Members Avg.Length of Service	Months Since Membership Update	Current Officers Reported ****	Current President Repeated Term	VP Reported *****	Last Date Reported Service (mm/yyyy)	Account Balance	YTD Donations
123485	Taoyuan Ta Ko Kan	10/28/2014	Active	36	6	0	20.00%	32		0	Y			07/2022		\$8,000.00
	Exc Award (06/30/2017, 06/30/2018, 06/30/2019, 06/30/2022)															
63499	TAOYUAN TAO TE	08/03/2000	Active	52	6	0	13.04%	50		6	N			12/2021		
	Exc Award (06/30/2017, 06/30/2018, 06/30/2019, 06/30/2022)															
57325	TAOYUAN TE MIN	09/06/1995	Active	53	8	0	17.78%	49		2	N			07/2020		\$5,000.00
	Exc Award (06/30/2017, 06/30/2018, 06/30/2019, 06/30/2020, 06/30/2023, 06/30/2024)															
53891	TAOYUAN TONG SHIN	12/09/1992	Active	25	3	3	0.00%	25	16	0	Y	3		11/2020		\$2,000.00
	Exc Award (06/30/2020, 06/30/2024)															
52569	TAOYUAN TSYR YUAN	02/24/1992	Active	28	2	0	7.69%	28		0	Y			04/2021		
	Exc Award (06/30/2017, 06/30/2018, 06/30/2023, 06/30/2024)															
61935	TAOYUAN TSYR-WEN	05/18/1999	Active	65	17	0	35.42%	57		0	Y			01/2024		\$35,000.00
	Exc Award (06/30/2016, 06/30/2022, 06/30/2024)															
115314	TAOYUAN TZU TSAI	10/28/2011	Active	33	7	0	26.92%	28		6	Y			03/2024		\$4,000.00
	Exc Award (06/30/2016, 06/30/2018, 06/30/2023)															
156812	Taoyuan Walter	12/08/2023	Active	31	0	0	0.00%	22		4	N					\$16,550.00
	Exc Award (06/30/2024)															
52798	TAOYUAN WAN SHOU	04/01/1992	Active	35	2	0	6.06%	34		5	Y			09/2021		\$6,500.00
	Exc Award (06/30/2018, 06/30/2024)															
120908	Taoyuan Wu Fu	12/06/2013	Active	36	1	5	-10.00%	47	3	1	Y			07/2023		\$2,000.00
	Exc Award (06/30/2017, 06/30/2018, 06/30/2020, 06/30/2024)															
156107	Taoyuan You De	09/22/2023	Active	15	0	9	-37.50%	32	2	1	N					
	Exc Award (06/30/2024)															
123174	Taoyuan Yuan Yuan	09/22/2014	Active	32	4	1	10.34%	31	2	3	Y			08/2022		\$9,000.00
	Exc Award (06/30/2016, 06/30/2018, 06/30/2022)															

Clubs Cancelled Previous Fiscal Year – Clubs Cancelled within last 12 months may be reinstated

Club Number	Club Name	Charter Date	Current Status*	Cancellation Date
-------------	-----------	--------------	-----------------	-------------------



Club Health Assessment for District 300B 3 through January 2026



						Status				Membership					Reports				Finance		LCIF
Club Number	Club Name	Charter Date	Times in Status Quo in Past 2 Years			Current Member Count **	YTD Members Added	YTD Members Dropped	YTD Net Growth***	Member Count 1 Year Ago	Dropped Members Avg.Length of Service	Months Since Membership Update	Current Officers Reported ****	Current President Repeated Term	VP Reported *****	Last Date Reported Service (mm/yyyy)	Account Balance	YTD Donations			
48309	TAOYUAN LUNG HSIANG	03/24/1988	Cancelled(6*)			06/29/2025															
66302	TAOYUAN SHIH TONG	06/27/2002	Cancelled(6*)			06/29/2025															
Current Total Clubs Count	YTD New Clubs Count	YTD Cancelled Clubs Count	YTD Net Club Gain	Current Total Members Count	YTD Add	YTD Drop	YTD Net Growth	YTD Net Growth %	Member Count 12 Months Ago	Average Member Count Per Club	% of Clubs with less than 20 members	% No Officer Report in 12 Months	% of Clubs with balance 90+ days	Number of Clubs in Status Quo	% Status Quo Clubs in Financial Suspension	Number of Cancelled Clubs	Average Cancelled Club Age	Members Lost Due to Cancellation	% of Clubs Cancelled for Non-Financial Reasons		
86	2	2	0	2,935	469	134	335	12.88%	2,939	34	15%	3%	0%	0	0%	2	31	0	100%		

* - P - Priority Club. Cancellation Reasons: 1-Objectives/conduct, 2-Non-active club, 5-Non-existing club, 6-Disbanding, 7-Merger, 8-Financial Suspension, 9-District/Multiple District Dues.

** Red denotes below 15 active members.

*** Red denotes 20% + loss.

**** Y - all 3 (President, Secretary, Treasurer) club officers reported, N - not all 3 reported.

***** Abbreviation: N-New, IP-Immediate Past, R-Repeat.



Club Health Assessment for District 300B 5 through January 2026

			Status	Membership					Reports				Finance		LCIF	
Club Number	Club Name	Charter Date	Times in Status Quo in Past 2 Years	Current Member Count **	YTD Members Added	YTD Members Dropped	YTD Net Growth% ***	Member Count 1 Year Ago	Dropped Members Avg.Length of Service	Months Since Membership Update	Current Officers Reported ****	Current President Repeated Term	VP Reported *****	Last Date Reported Service (mm/yyyy)	Account Balance	YTD Donations
Clubs less than two years old																
180971	Taoyuan Loyal Love	04/01/2025	Active	37	1	0	2.78%	0		1	N	2				
182098	Taoyuan Qingpu Special Zone	05/02/2025	Active	35	16	0	84.21%	0		4	Y	2				
Clubs more than two years old																
23367	CHUNG LI Exc Award (06/30/2017, 06/30/2022, 06/30/2023)	01/10/1967	Active	43	2	3	-2.27%	44	13	1	Y			09/2023		\$1,000.00
51145	CHUNG LI CITY LI YU Exc Award (06/30/2017, 06/30/2018, 06/30/2023)	12/26/1990	Active	30	3	0	11.11%	27		5	Y			09/2023		\$5,000.00
55349	CHUNG LI CITY TAOYUAN JONGYUAN Exc Award (06/30/2016, 06/30/2020, 06/30/2023)	02/24/1994	Active	30	2	0	7.14%	31		5	Y			07/2020		\$4,000.00
34323	LUNG TANG L C Exc Award (06/30/2016, 06/30/2017, 06/30/2018, 06/30/2019, 06/30/2020, 06/30/2025)	07/18/1977	Active	65	4	1	4.84%	67	1	1	Y			01/2022		\$1,000.00
38705	PING CHENG L C Exc Award (06/30/2016, 06/30/2018, 06/30/2020)	06/12/1980	Active	41	2	3	-2.38%	44	2	3	Y			03/2024		\$105,000.00
48385	TAOYUAN ANGEL Exc Award (06/30/2020, 06/30/2022, 06/30/2023)	04/06/1988	Active	18	1	0	5.88%	22		6	Y			03/2024		\$2,000.00
120198	Taoyuan Chiao Chih Ya Exc Award (06/30/2016, 06/30/2017, 06/30/2018, 06/30/2019, 06/30/2020, 06/30/2022, 06/30/2023, 06/30/2025)	08/21/2013	Active	31	10	0	47.62%	21		2	N			01/2018		\$102,000.00
150342	Taoyuan Chin Hsing Exc Award (06/30/2024)	04/04/2022	Active	26	0	0	0.00%	33		7	Y					
48487	TAOYUAN CHIN KUO Exc Award (06/30/2016, 06/30/2018, 06/30/2022, 06/30/2024)	04/20/1988	Active	34	7	0	25.93%	35		6	Y			10/2023		\$4,000.00
120736	Taoyuan Ching Pu Exc Award (06/30/2018, 06/30/2025)	12/03/2013	Active	55	5	0	10.00%	81		1	N			09/2023		
98735	TAOYUAN CHING YING	03/08/2007	Active	26	8	0	44.44%	20		4	Y			03/2024		\$1,000.00



Club Health Assessment for District 300B 5 through January 2026

			Status	Membership					Reports				Finance	LCIF		
Club Number	Club Name	Charter Date	Times in Status Quo in Past 2 Years	Current Member Count **	YTD Members Added	YTD Members Dropped	YTD Net Growth% ***	Member Count 1 Year Ago	Dropped Members Avg.Length of Service	Months Since Membership Update	Current Officers Reported ****	Current President Repeated Term	VP Reported *****	Last Date Reported Service (mm/yyyy)	Account Balance	YTD Donations
60978	Exc Award (06/30/2017, 06/30/2020, 06/30/2022, 06/30/2024, 06/30/2025) TAOYUAN CHUNG HSIAO	06/29/1998	Active	13	3	0	30.00%	11		3	N			02/2018		
49873	Exc Award (06/30/2018, 06/30/2019) TAOYUAN CHUNG HSING	09/29/1989	Active	27	3	0	12.50%	30		5	Y			08/2020		\$5,400.00
123604	Exc Award (06/30/2018, 06/30/2019, 06/30/2023) Taoyuan Chung Li Nu	12/15/2014	Active	17	5	0	41.67%	17		4	Y			09/2023		\$1,000.00
59941	Exc Award (06/30/2020, 06/30/2023) TAOYUAN CHUNG YI	09/09/1997	Active	39	6	3	8.33%	39	12	0	Y			09/2020		\$2,000.00
103646	Exc Award (06/30/2016, 06/30/2022, 06/30/2024) TAOYUAN DIAMOND	09/18/2008	Active	25	1	0	4.17%	29		5	Y			03/2018		\$1,000.00
61545	Exc Award (06/30/2017, 06/30/2018, 06/30/2020, 06/30/2023, 06/30/2024) TAOYUAN E SUN	02/22/1999	Active	39	6	6	0.00%	39	5	6	Y			09/2020		
130632	Exc Award (06/30/2016, 06/30/2017, 06/30/2018, 06/30/2019, 06/30/2022, 06/30/2023, 06/30/2024) Taoyuan Fong Siang	04/13/2017	Active	12	2	0	20.00%	11		5	Y			03/2018		
52526	Exc Award (06/30/2018, 06/30/2019, 06/30/2023) TAOYUAN GREAT WINS	02/17/1992	Active	16	1	2	-5.88%	28	11	1	N	2		07/2022		
124684	Exc Award (06/30/2016, 06/30/2017, 06/30/2018, 06/30/2024) Taoyuan Great Wins Woman	06/10/2015	Active	27	7	2	22.73%	25	12	1	Y			11/2023		
136793	Exc Award (06/30/2016, 06/30/2018, 06/30/2019) Taoyuan Guang De	12/18/2018	Active	22	0	2	-8.33%	32	4	6	N			07/2023		
123596	Exc Award (06/30/2024) Taoyuan Hai Hua	12/15/2014	Active	36	7	0	24.14%	31		6	Y			02/2021		\$2,000.00
123078	Exc Award (06/30/2017, 06/30/2020, 06/30/2023, 06/30/2025) Taoyuan Hsiang Her	09/04/2014	Active	35	3	2	2.94%	38	9	5	Y			03/2022		\$3,000.00
44089	Exc Award (06/30/2017, 06/30/2018, 06/30/2019, 06/30/2022, 06/30/2023) TAOYUAN HSIEN HSIN YI	06/30/1984	Active	53	4	0	8.16%	53		6	Y			08/2023		\$8,000.00



Club Health Assessment for District 300B 5 through January 2026

			Status	Membership					Reports				Finance	LCIF		
Club Number	Club Name	Charter Date	Times in Status Quo in Past 2 Years	Current Member Count **	YTD Members Added	YTD Members Dropped	YTD Net Growth% ***	Member Count 1 Year Ago	Dropped Members Avg.Length of Service	Months Since Membership Update	Current Officers Reported ****	Current President Repeated Term	VP Reported *****	Last Date Reported Service (mm/yyyy)	Account Balance	YTD Donations
Exc Award (06/30/2018, 06/30/2020, 06/30/2023)			Active	29	2	0	7.41%	31		3	Y			08/2022		\$5,000.00
50664	TAOYUAN HSIEN LI CHING	06/12/1990														
Exc Award (06/30/2018, 06/30/2019)			Active	21	2	1	5.00%	29	22	5	Y			03/2018		
42581	TAOYUAN HSIEN NEILI	04/07/1983														
Exc Award (06/30/2016, 06/30/2019, 06/30/2023)			Active	53	11	0	26.19%	58		5	N			07/2020		\$10,000.00
103648	TAOYUAN HSIEN YA TAI	09/18/2008														
Exc Award (06/30/2016, 06/30/2018, 06/30/2019, 06/30/2020, 06/30/2023)			Active	35	0	1	-2.78%	38	22	5	Y			12/2021		\$1,000.00
37713	TAOYUAN HSIEN YANG MEI	11/26/1979														
Exc Award (06/30/2019, 06/30/2024, 06/30/2025)			Active	47	1	0	2.17%	46		6	Y			02/2018		\$5,000.00
40327	TAOYUAN HSIN WU	08/27/1981														
Exc Award (06/30/2018, 06/30/2023, 06/30/2024, 06/30/2025)			Active	27	7	3	17.39%	27	8	1	N	None		12/2023		\$1,000.00
123595	Taoyuan Hua Hsun	12/15/2014														
Exc Award (06/30/2018, 06/30/2019, 06/30/2023, 06/30/2024)			Active	79	13	1	17.91%	70	3	6	Y			03/2024		\$10,000.00
58909	TAOYUAN KUAN YIN	12/09/1996														
Exc Award (06/30/2018, 06/30/2023, 06/30/2025)			Active	32	6	0	23.08%	28		5	Y			10/2023		\$4,000.00
115292	TAOYUAN KUAN YIN NU	10/28/2011														
Exc Award (06/30/2019, 06/30/2020, 06/30/2023)			Active	25	1	0	4.17%	25		1	Y			12/2020		\$3,000.00
121528	Taoyuan Li Min	03/19/2014														
Exc Award (06/30/2018, 06/30/2022)			Active	16	0	0	0.00%	20		15	N			02/2018		
118705	TAOYUAN LING HANG	02/12/2013														
Exc Award (06/30/2016, 06/30/2018, 06/30/2020)			Active	22	2	0	10.00%	22		5	Y			09/2020		
123205	Taoyuan Liu Tu	09/25/2014														
Exc Award (06/30/2016, 06/30/2022, 06/30/2023)			Active	28	0	1	-3.45%	37	1	2	N			06/2022		\$4,000.00
64791	TAOYUAN LONG SHING	11/08/2001														
Exc Award (06/30/2016, 06/30/2023, 06/30/2025)			Active	31	2	1	3.33%	30	12	1	Y			03/2018		
53568	TAOYUAN LUNG CHUAN	08/06/1992														




Club Health Assessment for District 300B 5 through January 2026

			Status	Membership						Reports				Finance	LCIF	
Club Number	Club Name	Charter Date	Times in Status Quo in Past 2 Years	Current Member Count **	YTD Members Added	YTD Members Dropped	YTD Net Growth% ***	Member Count 1 Year Ago	Dropped Members Avg.Length of Service	Months Since Membership Update	Current Officers Reported ****	Current President Repeated Term	VP Reported *****	Last Date Reported Service (mm/yyyy)	Account Balance	YTD Donations
117942	Exc Award (06/30/2016, 06/30/2017, 06/30/2018) TAOYUAN NEW VISION	10/08/2012	Active	21	0	4	-16.00%	28	2	1	Y			12/2021		
121427	Exc Award (06/30/2019, 06/30/2023, 06/30/2025) Taoyuan Nu	02/28/2014	Active	20	3	0	17.65%	20		4	Y			12/2020		\$1,000.00
43037	Exc Award (06/30/2018, 06/30/2019, 06/30/2023, 06/30/2024) TAOYUAN PUHSIN	09/21/1983	Active	22	0	1	-4.35%	25	4	1	N			02/2018		
121751	Exc Award (06/30/2017, 06/30/2018, 06/30/2019, 06/30/2023) Taoyuan Real Estate Agent for Public Welfare	04/04/2014	Active	38	0	0	0.00%	39		7	Y			07/2022		
60674	Exc Award (06/30/2018, 06/30/2020, 06/30/2024) TAOYUAN SHENG TE	04/21/1998	Active	14	2	0	16.67%	12		6	Y			09/2021		
122874	Exc Award (06/30/2018, 06/30/2019, 06/30/2023) Taoyuan Shuang Yuan	07/31/2014	Active	30	1	0	3.45%	29		5	Y			10/2023		\$1,000.00
123749	Exc Award (06/30/2016, 06/30/2017, 06/30/2018, 06/30/2020, 06/30/2022, 06/30/2024, 06/30/2025) Taoyuan Tai Shan	12/17/2014	Active	15	0	0	0.00%	17		7	N			03/2018		\$3,000.00
156119	Exc Award (06/30/2016, 06/30/2019, 06/30/2024) Taoyuan Tao Le	10/03/2023	Active	35	3	0	9.38%	40		4	Y					
62516	Exc Award (06/30/2024) TAOYUAN TZU CHIANG	11/23/1999	Active	46	4	2	4.55%	45	9	1	Y			02/2020		\$3,000.00
126576	Exc Award (06/30/2016, 06/30/2017, 06/30/2019, 06/30/2023, 06/30/2024, 06/30/2025) Taoyuan Way Hair	01/22/2016	Active	47	13	12	2.17%	51	2	2	N			12/2023		\$7,000.00
148266	Exc Award (06/30/2018, 06/30/2022, 06/30/2023, 06/30/2025) Taoyuan Yong De	09/16/2021	Active	27	0	0	0.00%	35		7	N					
133239	Taoyuan Zhen Lian	11/27/2017	Active	30	3	1	7.14%	32	0	1	Y			10/2023		\$1,000.00
	Exc Award (06/30/2018, 06/30/2023, 06/30/2024)															



Club Health Assessment for District 300B 5 through January 2026



			Status		Membership						Reports				Finance		LCIF		
Club Number	Club Name	Charter Date	Times in Status Quo in Past 2 Years	Current Member Count **	YTD Members Added	YTD Members Dropped	YTD Net Growth***	Member Count 1 Year Ago	Dropped Members Avg.Length of Service	Months Since Membership Update	Current Officers Reported ****	Current President Repeated Term	VP Reported *****	Last Date Reported Service (mm/yyyy)	Account Balance	YTD Donations			
Clubs Cancelled Previous Fiscal Year – Clubs Cancelled within last 12 months may be reinstated																			
Club Number	Club Name	Charter Date	Current Status*	Cancellation Date															
139738	Taoyuan NTUT	10/02/2019	Cancelled(6*)	06/29/2025															
115455	TAOYUAN ZHEN XIANG	10/31/2011	Cancelled(6*)	06/29/2025															
Current Total Clubs Count	YTD New Clubs Count	YTD Cancelled Clubs Count	YTD Net Club Gain	Current Total Members Count	YTD Add	YTD Drop	YTD Net Growth	YTD Net Growth %	Member Count 12 Months Ago	Average Member Count Per Club	% of Clubs with less than 20 members	% No Officer Report in 12 Months	% of Clubs with balance 90+ days	Number of Clubs in Status Quo	% Status Quo Clubs in Financial Suspension	Number of Cancelled Clubs	Average Cancelled Club Age	Members Lost Due to Cancellation	% of Clubs Cancelled for Non-Financial Reasons
51	0	0	0	1,622	185	52	133	8.93%	1,642	32	16%	2%	0%	0	0%	0	0	0	0%

* - P - Priority Club. Cancellation Reasons: 1-Objectives/conduct, 2-Non-active club, 5-Non-existing club, 6-Disbanding, 7-Merger, 8-Financial Suspension, 9-District/Multiple District Dues.

** Red denotes below 15 active members.

*** Red denotes 20% + loss.

**** Y - all 3 (President, Secretary, Treasurer) club officers reported, N - not all 3 reported.

***** Abbreviation: N-New, IP-Immediate Past, R-Repeat.



Club Health Assessment for District 300B 6 through January 2026

			Status	Membership						Reports				Finance	LCIF	
Club Number	Club Name	Charter Date	Times in Status Quo in Past 2 Years	Current Member Count **	YTD Members Added	YTD Members Dropped	YTD Net Growth% ***	Member Count 1 Year Ago	Dropped Members Avg.Length of Service	Months Since Membership Update	Current Officers Reported ****	Current President Repeated Term	VP Reported *****	Last Date Reported Service (mm/yyyy)	Account Balance	YTD Donations
Clubs less than two years old																
187247	Hsinchu County Chuan Chi	07/21/2025	Active	50	50	0	100.00%	0		2	Y			11/2025		\$10,000.00
190442	Hsinchu County Huyao	10/07/2025	Active	32	36	4	100.00%	0	0	0	Y					
186963	Hsinchu County Longteng	07/14/2025	Active	33	33	0	100.00%	0		1	Y			08/2025		\$6,200.00
179041	HSINCHU COUNTY TECHNOLOGY	11/05/2024	Active	20	9	11	-9.09%	30	1	2	N	None		02/2025		\$1,900.00
175940	Jhunan Li Jing	07/23/2024	Active	41	5	1	10.81%	41	1	1	Y	2		12/2025		\$9,600.08
185822	Toufen City Baiji	07/17/2025	Active	61	63	2	100.00%	0	0	1	Y		N			\$12,000.00
Clubs more than two years old																
136310	Baoshan	09/05/2018	Active	27	5	0	22.73%	27		6	Y			08/2025		\$5,000.00
Exc Award (06/30/2023)																
41051	CHIUNG LIN	03/26/1982	Active(1)	18	12	0	200.00%	6		0	N			01/2018		
23366	CHU NAN	11/03/1968	Active	34	1	1	0.00%	33	4	4	Y			10/2025		\$11,000.00
Exc Award (06/30/2018, 06/30/2023, 06/30/2025)																
45429	CHU NAN SOUTHWEST	10/28/1985	Active	56	3	3	0.00%	61	3	2	Y			02/2023		\$25,000.00
Exc Award (06/30/2022)																
56218	CHU NAN UNION	11/07/1994	Active	27	10	5	22.73%	32	13	1	N			01/2024		\$17,000.00
Exc Award (06/30/2016, 06/30/2022, 06/30/2024)																
133548	Chupei City Da Shing	01/03/2018	Active	40	14	0	53.85%	31		0	Y			08/2023		\$4,000.00
Exc Award (06/30/2023)																
55952	CHUPEI HWA HSING	06/28/1994	Active	59	15	0	34.09%	50		6	Y			08/2025		\$22,000.05
Exc Award (06/30/2016, 06/30/2017, 06/30/2022, 06/30/2024)																
58397	CHUPEI HWA MEI	06/10/1996	Active	29	7	10	-9.38%	36	5	1	Y			11/2024		\$4,000.00
Exc Award (06/30/2017, 06/30/2020, 06/30/2021, 06/30/2025)																
40543	CHUPEI L C	11/16/1981	Active	58	8	4	7.41%	58	3	0	Y			03/2022		\$222,000.05
Exc Award (06/30/2017, 06/30/2022)																
46080	CHUTUNG TA TUNG	04/28/1986	Active	28	7	5	7.69%	28	5	0	Y			12/2022		\$3,999.98
Exc Award (06/30/2021, 06/30/2023, 06/30/2024)																



Club Health Assessment for District 300B 6 through January 2026

			Status	Membership						Reports				Finance	LCIF	
Club Number	Club Name	Charter Date	Times in Status Quo in Past 2 Years	Current Member Count **	YTD Members Added	YTD Members Dropped	YTD Net Growth% ***	Member Count 1 Year Ago	Dropped Members Avg.Length of Service	Months Since Membership Update	Current Officers Reported ****	Current President Repeated Term	VP Reported *****	Last Date Reported Service (mm/yyyy)	Account Balance	YTD Donations
53610	CHUTUNG TSYR AN	08/25/1992	Active	13	6	0	85.71%	8		6	Y			01/2018		\$2,400.00
41389	HOULUNG L C	05/17/1982	Active	43	4	0	10.26%	40		5	Y			07/2025		\$2,000.00
	Exc Award (06/30/2016, 06/30/2022, 06/30/2023)															
40377	HSIN FENG L C	09/16/1981	Active	27	1	2	-3.57%	30	19	1	Y			07/2025		\$2,899.98
	Exc Award (06/30/2016, 06/30/2021, 06/30/2023)															
52545	HSIN PU HSIN HSIN	02/20/1992	Active	34	0	1	-2.86%	38	5	1	Y			03/2024		\$6,000.00
	Exc Award (06/30/2022, 06/30/2023)															
39913	HSIN PU VILLAGE L C	05/20/1981	Active	35	7	0	25.00%	33		0	Y	2		03/2024		\$7,600.00
	Exc Award (06/30/2016, 06/30/2022, 06/30/2024)															
23372	HSINCHU	03/13/1966	Active	39	11	1	34.48%	34	2	0	Y			12/2025		\$11,000.02
	Exc Award (06/30/2017, 06/30/2022)															
23373	HSINCHU CENTRAL	10/18/1970	Active	141	9	6	2.17%	140	1	1	Y			01/2026		\$32,999.96
	Exc Award (06/30/2016, 06/30/2019, 06/30/2023, 06/30/2024, 06/30/2025)															
98370	HSINCHU CHENAI	01/26/2007	Active	40	24	2	122.22%	28	0	1	Y			12/2019		\$5,200.00
	Exc Award (06/30/2023)															
34405	HSINCHU CHENG KUNG	08/08/1977	Active	33	8	1	26.92%	32	3	0	N			01/2023		\$1,000.00
	Exc Award (06/30/2017, 06/30/2023, 06/30/2024)															
44572	HSINCHU CHENG TE	01/31/1985	Active	30	2	1	3.45%	32	35	1	Y			01/2018		\$1,000.00
	Exc Award (06/30/2016, 06/30/2023, 06/30/2025)															
135968	Hsinchu Chihyin Arts	08/22/2018	Active	15	6	6	0.00%	14	1	0	Y			01/2024		
	Exc Award (06/30/2023)															
55610	HSINCHU CHU KUANG	04/27/1994	Active	19	3	0	18.75%	18		6	Y			01/2018		
38871	HSINCHU CHUNG CHENG L C	08/29/1980	Active	38	5	2	8.57%	39	2	1	Y			12/2022		\$5,299.98
	Exc Award (06/30/2023, 06/30/2025)															
55113	HSINCHU CHUNG HSIAO	12/08/1993	Active	28	3	1	7.69%	28	10	1	Y			12/2025		\$10,000.00
	Exc Award (06/30/2016, 06/30/2025)															
53858	HSINCHU CHUNG HSING	12/01/1992	Active	53	7	0	15.22%	49		5	Y			01/2025		\$5,500.00
	Exc Award (06/30/2016, 06/30/2023)															
42451	HSINCHU CHUNG SHAN	03/21/1983	Active	13	5	7	-13.33%	19	12	0	N			01/2020		\$1,000.00



Club Health Assessment for District 300B 6 through January 2026

			Status	Membership						Reports				Finance	LCIF		
Club Number	Club Name	Charter Date	Times in Status Quo in Past 2 Years	Current Member Count **	YTD Members Added	YTD Members Dropped	YTD Net Growth% ***	Member Count 1 Year Ago	Dropped Members Avg.Length of Service	Months Since Membership Update	Current Officers Reported ****	Current President Repeated Term	VP Reported *****	Last Date Reported Service (mm/yyyy)	Account Balance	YTD Donations	
Exc Award (06/30/2023)			Active	29	6	3	11.54%	25	1	1	Y			10/2025	90+ Days	\$5,100.00	
155417	Hsinchu City Glorious	08/14/2023		Exc Award (06/30/2024, 06/30/2025)													
151901	Hsinchu City Happy	07/22/2022		Cancelled(8*)	0	0	41	-100.00%	41	3	2	N	None				
Exc Award (06/30/2023, 06/30/2025)			Active	26	6	0	30.00%	28		6	Y			02/2024		\$4,000.00	
135969	Hsinchu City Hsinyun	08/22/2018		Exc Award (06/30/2021, 06/30/2024)													
139354	Hsinchu City Queen	07/29/2019		Active	37	9	21	-24.49%	49	2	0	Y				10/2025	
Exc Award (06/30/2021, 06/30/2023, 06/30/2024, 06/30/2025)			Active	25	2	3	-3.85%	40	8	1	Y			02/2023		\$2,000.00	
50883	HSINCHU CITY REN TE	08/08/1990		Exc Award (06/30/2017, 06/30/2025)													
118204	HSINCHU CITY WEBINAR	10/29/2012		Active	44	17	1	57.14%	20	1	1	N	None			10/2025	
Exc Award (06/30/2022, 06/30/2025)			Active(1)	6	2	2	0.00%	20	1	0	Y			08/2021			
129133	Hsinchu County Cultural & Educational	11/30/2016		Exc Award (06/30/2023)													
98371	HSINCHU COUNTY FENGHSIN	01/26/2007		Active	26	1	6	-16.13%	30	6	0	N	None			10/2024	
Exc Award (06/30/2016, 06/30/2021, 06/30/2022, 06/30/2025)			Active	14	1	0	7.69%	18		3	Y			01/2023			
126614	Hsinchu County Shan Chi	01/27/2016		Exc Award (06/30/2022)													
128449	Hsinchu County Volunteer Firemen	09/13/2016		Active	0	0	12	-100.00%	14	7	6	N	None			01/2023	
105360	HSINCHU FENG CHENG	05/01/2009	Active	35	1	1	0.00%	39	12	5	Y			02/2025		\$4,599.96	
Exc Award (06/30/2017, 06/30/2021, 06/30/2024)			Active	49	10	6	8.89%	36	5	1	Y			08/2025			
45304	HSINCHU GUAN TUNG	07/23/1985		Exc Award (06/30/2016, 06/30/2025)													
42855	HSINCHU HENGSHAN	06/13/1983		Active	4	0	0	0.00%	11		3	N			01/2018		
Exc Award (06/30/2023)			Active	45	19	1	66.67%	29	1	0	Y			03/2024			
37711	HSINCHU HSIEN CHU TUNG	11/26/1979		Exc Award (06/30/2017, 06/30/2020, 06/30/2021, 06/30/2022, 06/30/2025)													
51757	HSINCHU HSIN HSING	06/03/1991		Active	24	2	0	9.09%	25		4	Y				01/2018	
Exc Award (06/30/2023)																	




Club Health Assessment for District 300B 6 through January 2026

			Status	Membership						Reports				Finance	LCIF	
Club Number	Club Name	Charter Date	Times in Status Quo in Past 2 Years	Current Member Count **	YTD Members Added	YTD Members Dropped	YTD Net Growth% ***	Member Count 1 Year Ago	Dropped Members Avg.Length of Service	Months Since Membership Update	Current Officers Reported ****	Current President Repeated Term	VP Reported *****	Last Date Reported Service (mm/yyyy)	Account Balance	YTD Donations
51520	HSINCHU KUANG HUI	04/04/1991	Active	47	21	1	74.07%	33	5	0	Y			12/2023		\$16,000.00
	Exc Award (06/30/2017, 06/30/2022, 06/30/2023)															
43167	HSINCHU KUANG HWA	11/07/1983	Active	81	4	7	-3.57%	77	11	1	Y			02/2023		\$8,000.00
	Exc Award (06/30/2016, 06/30/2021, 06/30/2023, 06/30/2025)															
104323	HSINCHU KUANG YAO	01/09/2009	Active	50	11	3	19.05%	49	1	1	Y			02/2018		\$5,000.00
	Exc Award (06/30/2016, 06/30/2021, 06/30/2025)															
66508	HSINCHU MING YAO	07/29/2002	Active	12	3	0	33.33%	9		2	Y			03/2023		\$1,000.00
	Exc Award (06/30/2016, 06/30/2017, 06/30/2021, 06/30/2022, 06/30/2025)															
43790	HSINCHU OMEI	04/02/1984	Active	30	1	0	3.45%	30		0	Y			01/2018		
	Exc Award (06/30/2016, 06/30/2023)															
40325	HSINCHU PEI PU	08/27/1981	Active	45	10	3	18.42%	44	2	3	Y			08/2025		\$2,800.00
	Exc Award (06/30/2022)															
61662	HSINCHU PHOENIX	03/24/1999	Active	31	14	0	82.35%	36		1	Y			01/2026		\$11,000.00
	Exc Award (06/30/2016, 06/30/2019, 06/30/2023, 06/30/2024)															
48084	HSINCHU PO AI	01/25/1988	Active	49	4	0	8.89%	51		5	Y			12/2023		\$5,100.00
	Exc Award (06/30/2017, 06/30/2018, 06/30/2022, 06/30/2024, 06/30/2025)															
136527	Hsinchu Rich and Moral	09/26/2018	Active	9	10	1	100.00%	8	0	0	N	None				\$100.00
	Exc Award (06/30/2023)															
49209	HSINCHU TSUR HUEY	02/06/1989	Active	21	1	3	-8.70%	25	22	0	Y			01/2018		
	Exc Award (06/30/2023)															
57294	HSINCHU UNICORN	08/18/1995	Active	29	6	2	16.00%	26	7	1	Y			02/2023		\$6,000.00
	Exc Award (06/30/2016, 06/30/2022, 06/30/2023)															
147773	Hsinchu Yushan	08/02/2021	Active	67	12	2	17.54%	50	4	0	Y			09/2025		\$10,500.02
	Exc Award (06/30/2023, 06/30/2025)															
57828	HSINPU SUNG YUN	02/12/1996	Active	23	7	0	43.75%	18		6	Y			07/2025		\$12,700.00
	Exc Award (06/30/2016, 06/30/2021, 06/30/2022, 06/30/2023)															
51579	HU KOU HSIANG HSIH HWU	04/24/1991	Active	31	3	2	3.33%	41	2	0	Y			01/2018		\$3,000.00
	Exc Award (06/30/2024, 06/30/2025)															



Club Health Assessment for District 300B 6 through January 2026

			Status	Membership						Reports				Finance	LCIF	
Club Number	Club Name	Charter Date	Times in Status Quo in Past 2 Years	Current Member Count **	YTD Members Added	YTD Members Dropped	YTD Net Growth% ***	Member Count 1 Year Ago	Dropped Members Avg.Length of Service	Months Since Membership Update	Current Officers Reported ****	Current President Repeated Term	VP Reported *****	Last Date Reported Service (mm/yyyy)	Account Balance	YTD Donations
48308	KUAN HSI HUEY CHYUN	03/24/1988	Active	66	4	0	6.45%	57		5	Y			08/2024		\$16,200.26
	Exc Award (06/03/2016, 06/30/2021, 06/30/2022, 06/30/2025)															
43383	KUNGKUAN	01/10/1984	Active	52	10	3	15.56%	45	6	0	Y			04/2024		\$18,000.00
	Exc Award (06/30/2017, 06/30/2023, 06/30/2025)															
40545	KWANHSI L C	11/16/1981	Active	75	2	0	2.74%	73		6	Y			07/2025		\$10,999.96
	Exc Award (06/30/2017, 06/30/2025)															
23385	MIAOLI	04/04/1965	Active	20	5	1	25.00%	25	13	1	Y			04/2018		\$2,000.00
	Exc Award (06/30/2023)															
42578	MIAOLI CENTRAL	04/29/1983	Active	25	5	6	-3.85%	27	1	0	Y			09/2025		\$2,000.00
	Exc Award (06/30/2016, 06/30/2022, 06/30/2023, 06/30/2025)															
104568	MIAOLI COUNTY HSIN YA	02/03/2009	Active	35	9	0	34.62%	30		0	Y			01/2026		\$16,000.01
	Exc Award (06/30/2016, 06/30/2023, 06/30/2024)															
67163	MIAOLI COUNTY NAN FENG	01/28/2003	Active	25	3	0	13.64%	28		5	Y			01/2024		\$8,000.00
	Exc Award (06/30/2016, 06/30/2021, 06/30/2022)															
59269	MIAOLI GREAT LAKE	03/20/1997	Active	14	2	10	-36.36%	27	4	1	N			12/2021		
	Exc Award (06/30/2016, 06/30/2021, 06/30/2022)															
52906	MIAOLI HWA HSIN	04/14/1992	Active	26	4	0	18.18%	21		2	Y			03/2023		\$6,600.09
	Exc Award (06/30/2017, 06/30/2022, 06/30/2023)															
60673	MIAOLI YUFENG	04/21/1998	Active	32	7	1	23.08%	29	1	1	Y			03/2024		\$7,999.98
	Exc Award (06/30/2017, 06/30/2019, 06/30/2022)															
32831	TOUFEN	10/12/1976	Active	46	9	1	21.05%	44	1	5	Y			01/2018		\$7,000.00
	Exc Award (06/30/2016, 06/30/2023)															
53569	TOUFEN DONG SHENG	08/06/1992	Active	35	4	1	9.38%	32	3	0	Y			11/2025		\$27,000.00
	Exc Award (06/30/2016, 06/30/2021)															
50591	TOUFEN HSIN YI	05/23/1990	Active	31	4	0	14.81%	28		6	Y			09/2017		\$3,200.00
58802	TOUFEN TOWN HUEI KUANG	10/29/1996	Active	22	1	0	4.76%	26		4	Y			01/2025		\$5,800.00
	Exc Award (06/30/2018, 06/30/2022, 06/30/2025)															
95731	TOUWU	02/17/2006	Active	28	12	3	47.37%	27	4	3	Y			01/2018		\$1,000.00



Club Health Assessment for District 300B 6 through January 2026

			Status	Membership					Reports				Finance	LCIF		
Club Number	Club Name	Charter Date	Times in Status Quo in Past 2 Years	Current Member Count **	YTD Members Added	YTD Members Dropped	YTD Net Growth% ***	Member Count 1 Year Ago	Dropped Members Avg.Length of Service	Months Since Membership Update	Current Officers Reported ****	Current President Repeated Term	VP Reported *****	Last Date Reported Service (mm/yyyy)	Account Balance	YTD Donations
Exc Award (06/30/2023)																
36500	TUNG HSIAO	01/29/1979	Active	27	0	0	0.00%	27		0	N			08/2023		\$1,000.00
Exc Award (06/30/2016, 06/30/2022, 06/30/2023)																
57887	TUNG HSIAO LILY	02/20/1996	Active	27	5	0	22.73%	28		6	Y			08/2025		\$2,000.00
Exc Award (06/30/2016, 06/30/2023)																
33458	YUAN LI L C	03/14/1977	Active	32	9	0	39.13%	24		5	Y			08/2025		\$6,999.98
Exc Award (06/30/2016, 06/30/2022, 06/30/2023)																
51758	YUAN LI TOWN TSYR YING	06/03/1991	Active	22	6	0	37.50%	21		3	Y			08/2025		\$2,600.00
Exc Award (06/30/2016, 06/30/2023, 06/30/2024)																

Clubs Cancelled Previous Fiscal Year – Clubs Cancelled within last 12 months may be reinstated

Club Number	Club Name	Charter Date	Current Status*	Cancellation Date
52762	TORNG LWO	03/31/1992	Cancelled(6*)	03/29/2025

Current Total Clubs Count	YTD New Clubs Count	YTD Cancelled Clubs Count	YTD Net Club Gain	Current Total Members Count	YTD Add	YTD Drop	YTD Net Growth	YTD Net Growth %	Member Count 12 Months Ago	Average Member Count Per Club	% of Clubs with less than 20 members	% No Officer Report in 12 Months	% of Clubs with balance 90+ days	Number of Clubs in Status Quo	% Status Quo Clubs in Financial Suspension	Number of Cancelled Clubs	Average Cancelled Club Age	Members Lost Due to Cancellation	% of Clubs Cancelled for Non-Financial Reasons
79	4	1	3	2,743	663	223	440	19.11%	2,556	35	15%	4%	0%	0	0%	1	36	41	0%

* - P - Priority Club. Cancellation Reasons: 1-Objectives/conduct, 2-Non-active club, 5-Non-existing club, 6-Disbanding, 7-Merger, 8-Financial Suspension, 9-District/Multiple District Dues.

** Red denotes below 15 active members.

*** Red denotes 20% + loss.

**** Y - all 3 (President, Secretary, Treasurer) club officers reported, N - not all 3 reported.

***** Abbreviation: N-New, IP-Immediate Past, R-Repeat.



Club Health Assessment for District 300C 1 through January 2026

			Status	Membership						Reports				Finance	LCIF	
Club Number	Club Name	Charter Date	Times in Status Quo in Past 2 Years	Current Member Count **	YTD Members Added	YTD Members Dropped	YTD Net Growth% ***	Member Count 1 Year Ago	Dropped Members Avg.Length of Service	Months Since Membership Update	Current Officers Reported ****	Current President Repeated Term	VP Reported *****	Last Date Reported Service (mm/yyyy)	Account Balance	YTD Donations
Clubs less than two years old																
178073	Taichung Chung Hsin	09/19/2024	Active	20	9	6	17.65%	30	1	1	Y		N			
180803	Taichung Fly Badminton	02/14/2025	Active	20	0	0	0.00%	0		5	Y	2				
190548	Taichung Shan Qing	10/20/2025	Active	21	26	5	100.00%	0	0	1	Y				90+ Days	
175020	Taichung Yuanlin Baiguoshan	07/23/2024	Active	20	0	0	0.00%	23		7	Y					\$1,000.01
Clubs more than two years old																
23403	TAICHUNG Exc Award (06/30/2016)	05/01/1959	Active	49	10	3	16.67%	46	2	0	Y			10/2022		\$5,000.05
60267	TAICHUNG A P Exc Award (06/30/2018, 06/30/2019, 06/30/2021, 06/30/2023)	01/05/1998	Active	62	17	0	37.78%	45		0	Y		N	09/2019		\$15,000.09
156017	Taichung Big Family	09/22/2023	Active	25	0	0	0.00%	25		9	N		N			\$2,000.04
68740	TAICHUNG CELEBRITY Exc Award (06/30/2019, 06/30/2021, 06/30/2024)	05/05/2003	Active	68	3	3	0.00%	76	2	1	Y		N	11/2018		\$7,000.14
23404	TAICHUNG CENTRAL Exc Award (06/30/2023)	06/02/1969	Active	45	14	1	40.63%	35	0	0	Y		N	09/2022		\$7,978.40
101587	TAICHUNG CHAOYANG LEO	06/04/2008	Active(2)	1	0	0	0.00%	1		18	N					
40268	TAICHUNG CHEN TA DENG Exc Award (06/30/2018, 06/30/2024)	07/27/1981	Active	54	9	1	17.39%	52	0	0	Y		N	01/2017		\$12,000.24
47887	TAICHUNG CHIN LAN Exc Award (06/30/2017, 06/30/2018, 06/30/2023)	11/25/1987	Active	21	3	0	16.67%	30		1	Y		N	10/2022		\$2,000.04
32751	TAICHUNG CHIN LUNG Exc Award (06/30/2017, 06/30/2018, 06/30/2019)	09/27/1976	Active	33	8	0	32.00%	29		0	Y			11/2018		\$4,978.29
23406	TAICHUNG CHUNG CHENG Exc Award (06/30/2016, 06/30/2018, 06/30/2023)	10/20/1971	Active	40	5	0	14.29%	48		0	Y		N	12/2021		\$2,000.04
98303	TAICHUNG CHUNG MEI Exc Award (06/30/2016, 06/30/2017, 06/30/2021, 06/30/2023)	01/16/2007	Active	28	3	0	12.00%	30		5	Y		N	12/2021		\$1,000.02
155922	Taichung Da Taichung	09/22/2023	Active	26	1	22	-44.68%	47	2	0	Y		N			\$3,000.03



Club Health Assessment for District 300C 1 through January 2026

			Status	Membership						Reports				Finance	LCIF	
Club Number	Club Name	Charter Date	Times in Status Quo in Past 2 Years	Current Member Count **	YTD Members Added	YTD Members Dropped	YTD Net Growth***	Member Count 1 Year Ago	Dropped Members Avg.Length of Service	Months Since Membership Update	Current Officers Reported ****	Current President Repeated Term	VP Reported *****	Last Date Reported Service (mm/yyyy)	Account Balance	YTD Donations
48624	TAICHUNG DER SHIN	05/23/1988	Active	42	16	1	55.56%	39	0	0	Y		N	08/2022		\$7,000.11
	Exc Award (06/30/2017, 06/30/2018, 06/30/2022)															
54827	TAICHUNG DONG MEI	08/17/1993	Active	63	7	2	8.62%	71	7	1	Y			09/2022		\$17,956.73
	Exc Award (06/30/2016, 06/30/2018, 06/30/2021, 06/30/2025)															
23407	TAICHUNG DOWNTOWN	03/24/1961	Active	50	5	2	6.38%	63	34	1	Y			09/2022		\$13,891.46
	Exc Award (06/30/2023)															
96995	TAICHUNG FOUR SEASON	04/24/2006	Active	29	3	2	3.57%	30	2	0	Y			05/2017		\$4,000.08
	Exc Award (06/30/2016)															
142237	Taichung Fu Hui	07/29/2020	Active	55	6	7	-1.79%	56	4	1	Y		N			\$7,000.13
	Exc Award (06/30/2021, 06/30/2023, 06/30/2025)															
151843	Taichung Fu Jen	08/05/2022	Active	37	11	2	32.14%	45	2	0	Y	2	N			\$3,000.06
153568	Taichung Fu Ju	02/02/2023	Active	17	2	1	6.25%	27	9	1	Y					\$2,000.03
151847	Taichung Fu Te	08/04/2022	Active	30	6	2	15.38%	37	2	0	Y			12/2025		\$1,000.02
	Exc Award (06/30/2023)															
155921	Taichung Fu Wei	09/14/2023	Active	15	0	20	-57.14%	45	2	1	Y		N			\$1,000.02
125556	Taichung Fulun	08/18/2015	Active	133	8	11	-2.21%	262	8	1	N		N	09/2018		\$20,000.46
	Exc Award (06/30/2016, 06/30/2018, 06/30/2021, 06/30/2023)															
29754	TAICHUNG GREEN STREAM	08/22/1974	Active	50	9	5	8.70%	51	17	0	Y		N	09/2022		\$5,000.10
	Exc Award (06/30/2016, 06/30/2022)															
53552	TAICHUNG HONG YU	07/28/1992	Active	19	0	2	-9.52%	31	1	1	Y			11/2018		\$3,000.05
	Exc Award (06/30/2018)															
41052	TAICHUNG JEN AI	03/16/1982	Active	55	0	30	-35.29%	109	8	1	Y		N	01/2022		\$5,000.02
	Exc Award (06/30/2016, 06/30/2019)															
152671	Taichung Jen Xin	09/23/2022	Active	36	1	4	-7.69%	40	3	1	Y		N			
	Exc Award (06/30/2024)															
47167	TAICHUNG JEN YU	04/06/1987	Active	12	6	0	100.00%	12		0	N			11/2025	90+ Days	
	Exc Award (06/30/2017)															
33457	TAICHUNG KUANG HUA	03/16/1977	Active	44	16	0	57.14%	30		0	Y		N	10/2025		\$6,000.10
	Exc Award (06/30/2017, 06/30/2018, 06/30/2019, 06/30/2022)															



Club Health Assessment for District 300C 1 through January 2026

			Status	Membership						Reports				Finance	LCIF	
Club Number	Club Name	Charter Date	Times in Status Quo in Past 2 Years	Current Member Count **	YTD Members Added	YTD Members Dropped	YTD Net Growth% ***	Member Count 1 Year Ago	Dropped Members Avg.Length of Service	Months Since Membership Update	Current Officers Reported ****	Current President Repeated Term	VP Reported *****	Last Date Reported Service (mm/yyyy)	Account Balance	YTD Donations
23410	TAICHUNG MIDTOWN	07/26/1973	Active	49	1	0	2.08%	50		5	Y		N	07/2025	90+ Days	\$5,000.07
	Exc Award (06/30/2016, 06/30/2018, 06/30/2024)															
155920	Taichung Ming Shi	09/19/2023	Active	51	10	4	13.33%	68	2	1	Y		N			\$6,000.14
	Exc Award (06/30/2024)															
55783	TAICHUNG ORIENT	06/02/1994	Active	25	7	0	38.89%	25		0	Y		N	01/2018		\$3,000.06
47848	TAICHUNG PEACE	11/03/1987	Active	27	0	0	0.00%	28		5	Y		N	12/2021		\$8,978.29
	Exc Award (06/30/2018, 06/30/2021, 06/30/2025)															
29932	TAICHUNG PEI TUN	11/11/1974	Active	79	24	0	43.64%	58		3	Y		N	05/2017		\$37,978.52
	Exc Award (06/30/2018, 06/30/2024, 07/30/2017)															
57283	TAICHUNG PROGRESS	08/09/1995	Active	29	4	3	3.57%	30	4	1	Y			10/2018		\$2,000.04
	Exc Award (06/30/2024)															
51632	TAICHUNG ROYAL	05/06/1991	Active	33	7	0	26.92%	28		4	Y		N	05/2017		\$2,978.29
151844	Taichung Shan Ming	08/05/2022	Active	66	6	4	3.13%	67	15	1	Y		N	01/2023		\$21,000.43
	Exc Award (06/30/2023)															
23413	TAICHUNG SOUTHEAST	03/28/1971	Active	41	2	6	-8.89%	51	12	1	N					\$2,000.03
31284	TAICHUNG SUNLIGHT	10/17/1975	Active	17	3	2	6.25%	21	29	1	Y					
53513	TAICHUNG TIMES	07/17/1992	Active	41	6	0	17.14%	39		0	Y		N	05/2017	\$1,978.29	
	Exc Award (06/30/2016, 06/30/2018, 06/30/2023)															
54828	TAICHUNG TUNG HSING	08/17/1993	Active	27	2	1	3.85%	27	7	1	Y		N	04/2016	\$2,000.00	
	Exc Award (06/30/2016, 06/30/2018)															
37486	TAICHUNG TZU CHANG	08/16/1979	Active	57	2	0	3.64%	55		6	Y		N	09/2022	\$3,956.58	
	Exc Award (06/30/2016, 06/30/2018, 06/30/2023)															
45188	TAICHUNG TZU CHIH	06/25/1985	Active	73	8	0	12.31%	69		0	Y		N	01/2017	\$12,000.24	
	Exc Award (06/30/2016, 06/30/2018)															
128762	Taichung Xin Wang	08/29/2016	Active	42	0	3	-6.67%	52	4	1	Y		N	09/2022		
	Exc Award (06/30/2018, 06/30/2021)															

Clubs Cancelled Previous Fiscal Year – Clubs Cancelled within last 12 months may be reinstated

Club Number	Club Name	Charter Date	Current Status*	Cancellation Date
-------------	-----------	--------------	-----------------	-------------------



Club Health Assessment for District 300C 1 through January 2026

INTERNATIONAL

Club Number	Club Name	Charter Date	Status	Membership							Reports				Finance	LCIF			
			Times in Status Quo in Past 2 Years	Current Member Count **	YTD Members Added	YTD Members Dropped	YTD Net Growth***	Member Count 1 Year Ago	Dropped Members Avg.Length of Service	Months Since Membership Update	Current Officers Reported ****	Current President Repeated Term	VP Reported *****	Last Date Reported Service (mm/yyyy)	Account Balance	YTD Donations			
135966	Taichung Excellence	08/01/2018	Cancelled(8*)	12/30/2024															
Current Total Clubs Count	YTD New Clubs Count	YTD Cancelled Clubs Count	YTD Net Club Gain	Current Total Members Count	YTD Add	YTD Drop	YTD Net Growth %	Member Count 12 Months Ago	Average Member Count Per Club	% of Clubs with less than 20 members	% No Officer Report in 12 Months	% of Clubs with balance 90+ days	Number of Clubs in Status Quo	% Status Quo Clubs in Financial Suspension	Number of Cancelled Clubs	Average Cancelled Club Age	Members Lost Due to Cancellation	% of Clubs Cancelled for Non-Financial Reasons	
47	1	0	1	1,877	286	155	131	7.50%	2,133	40	13%	0%	6%	0	0%	0	0	0	0%

* - P - Priority Club. Cancellation Reasons: 1-Objectives/conduct, 2-Non-active club, 5-Non-existing club, 6-Disbanding, 7-Merger, 8-Financial Suspension, 9-District/Multiple District Dues.

** Red denotes below 15 active members.

*** Red denotes 20% + loss.

**** Y - all 3 (President, Secretary, Treasurer) club officers reported, N - not all 3 reported.

***** Abbreviation: N-New, IP-Immediate Past, R-Repeat.




Club Health Assessment for District 300C 2 through January 2026

INTERNATIONAL

			Status	Membership					Reports				Finance		LCIF	
Club Number	Club Name	Charter Date	Times in Status Quo in Past 2 Years	Current Member Count **	YTD Members Added	YTD Members Dropped	YTD Net Growth% ***	Member Count 1 Year Ago	Dropped Members Avg.Length of Service	Months Since Membership Update	Current Officers Reported ****	Current President Repeated Term	VP Reported *****	Last Date Reported Service (mm/yyyy)	Account Balance	YTD Donations
Clubs less than two years old																
175131	Taichung City Tung Hai	08/02/2024	Active	30	14	0	87.50%	41		0	Y		N	01/2026		\$6,000.00
187676	Taichung City Yung Ai	08/12/2025	Active	43	43	0	100.00%	0		3	Y					\$20,000.00
179197	Taichung Jin Ku La	11/27/2024	Active	26	0	4	-13.33%	60	1	1	Y		N			\$4,000.00
Clubs more than two years old																
32896	CHING SHUI L C	10/28/1976	Active	54	15	0	38.46%	41		4	Y		N	11/2023		\$10,000.00
	Exc Award (06/30/2017, 06/30/2020, 06/30/2023)															
52841	DA LI CHONG KUANG	04/08/1992	Active	43	2	0	4.88%	50		6	Y		N	12/2023		\$15,000.00
	Exc Award (06/30/2017, 06/30/2018, 06/30/2019, 06/30/2021, 06/30/2023)															
97255	DA LI DA FENG	06/01/2006	Active	32	4	0	14.29%	30		1	Y		N	02/2022		\$5,000.00
	Exc Award (06/30/2019, 06/30/2023)															
33894	DA LI L C	05/06/1977	Active	81	11	2	12.50%	104	5	1	Y		N	01/2026		\$9,000.00
	Exc Award (06/30/2017, 06/30/2018, 06/30/2019)															
54074	DA LI LI SHIN	02/10/1993	Active	34	7	0	25.93%	30		6	Y		N	01/2022		\$2,000.00
	Exc Award (06/30/2016, 06/30/2019, 06/30/2023, 06/30/2025)															
78618	DA LI TSAO HU	03/29/2004	Active	46	10	0	27.78%	42		1	Y		N	01/2023		\$8,000.00
	Exc Award (06/30/2021, 06/30/2024)															
84669	DA LI YU CHENG	01/06/2005	Active	37	0	0	0.00%	42		5	Y	2		08/2022		\$3,000.00
	Exc Award (06/30/2018, 06/30/2022)															
23369	FENG YUAN	08/15/1970	Active	58	9	0	18.37%	51		5	Y		N	04/2022		\$12,000.00
	Exc Award (06/30/2016)															
23370	FENG YUAN CENTRAL	07/31/1973	Active	75	7	2	7.14%	77	30	1	Y			09/2022		\$30,000.00
	Exc Award (06/30/2016, 06/30/2017, 06/30/2018, 06/30/2022)															
132310	Feng Yuan Wei Mei	07/25/2017	Active	50	6	1	11.11%	48	0	2	Y		N	10/2023		\$20,000.00
	Exc Award (06/30/2018, 06/30/2019, 06/30/2023, 06/30/2025)															
78362	FENG YUAN WEN WU	02/25/2004	Active	53	7	0	15.22%	54		0	Y			11/2022		\$8,000.00
	Exc Award (06/30/2016, 06/30/2021)															



Club Health Assessment for District 300C 2 through January 2026

			Status	Membership						Reports				Finance	LCIF	
Club Number	Club Name	Charter Date	Times in Status Quo in Past 2 Years	Current Member Count **	YTD Members Added	YTD Members Dropped	YTD Net Growth% ***	Member Count 1 Year Ago	Dropped Members Avg.Length of Service	Months Since Membership Update	Current Officers Reported ****	Current President Repeated Term	VP Reported *****	Last Date Reported Service (mm/yyyy)	Account Balance	YTD Donations
35831	LI SHAN LC	06/13/1978	Active	46	9	1	21.05%	42	1	1	Y		N	04/2022		\$7,000.00
	Exc Award (06/30/2017, 06/30/2023, 06/30/2024)															
130908	Lien Chiang County Ma Tsu	05/16/2017	Active	13	0	0	0.00%	17		7	Y		N	04/2022		\$5,000.00
34991	SHA LU CHUNG CHEN L C	01/04/1978	Active	81	4	2	2.53%	95	6	1	Y			08/2023		\$30,000.00
	Exc Award (06/30/2017, 06/30/2024, 06/30/2025)															
55456	SHIH FENG	03/24/1994	Active	55	17	0	44.74%	50		4	Y			10/2022		\$26,000.00
	Exc Award (06/30/2016)															
33896	SHUN KANG L C	05/06/1977	Active	97	8	3	5.43%	93	16	1	Y		N	12/2021		\$37,000.00
	Exc Award (06/30/2016, 06/30/2017)															
53975	SHUNG KANG DONG NAN	01/12/1993	Active	83	3	2	1.22%	94	17	0	N			03/2022		\$17,000.00
	Exc Award (06/30/2016, 06/30/2018, 06/30/2019, 06/30/2022)															
23402	TA CHIA	06/11/1971	Active	69	7	0	11.29%	70		3	Y		N	05/2023		\$7,000.00
	Exc Award (06/30/2017, 06/30/2021, 06/30/2024, 06/30/2025)															
52590	TA CHIA CENTRAL	02/20/1992	Active	33	7	0	26.92%	29		0	Y		N	07/2025		\$4,000.00
	Exc Award (06/30/2018, 06/30/2019, 06/30/2020, 06/30/2022)															
56996	TA CHIA JIH NAN	05/30/1995	Active	34	4	0	13.33%	49		5	Y		N	12/2022		\$3,000.00
	Exc Award (06/30/2017, 06/30/2019, 06/30/2024)															
54384	TA CHIA PHOENIX	04/23/1993	Active	63	1	0	1.61%	63		5	Y		N	03/2023		\$6,000.00
	Exc Award (06/30/2017, 06/30/2020, 06/30/2021, 06/30/2022, 06/30/2023)															
54003	TA YA CHUNG YANG	01/25/1993	Active	64	8	0	14.29%	62		3	Y		N	12/2021		\$20,000.00
	Exc Award (06/30/2016, 06/30/2018, 06/30/2020, 06/30/2021, 06/30/2023)															
33048	TA YA L C	11/22/1976	Active	55	14	3	25.00%	51	22	1	N		N	11/2022		\$8,000.00
	Exc Award (06/30/2017, 06/30/2019, 06/30/2022)															
61280	TAI PING DA TUNG	11/24/1998	Active	57	4	0	7.55%	58		4	Y		N	12/2021		\$6,000.00
	Exc Award (06/30/2019, 06/30/2020, 06/30/2021, 06/30/2023)															
35833	TAI PING LC	06/12/1978	Active	47	9	1	20.51%	44	2	0	Y		N	04/2022		\$15,000.00
	Exc Award (06/30/2016, 06/30/2017, 06/30/2019, 06/30/2021, 06/30/2023)															



Club Health Assessment for District 300C 2 through January 2026

			Status	Membership						Reports				Finance	LCIF	
Club Number	Club Name	Charter Date	Times in Status Quo in Past 2 Years	Current Member Count **	YTD Members Added	YTD Members Dropped	YTD Net Growth% ***	Member Count 1 Year Ago	Dropped Members Avg.Length of Service	Months Since Membership Update	Current Officers Reported ****	Current President Repeated Term	VP Reported *****	Last Date Reported Service (mm/yyyy)	Account Balance	YTD Donations
59597	TAI PING SZU WEI	05/20/1997	Active	33	4	0	13.79%	38		6	Y		N	04/2022		\$4,000.00
	Exc Award (06/30/2017, 06/30/2019, 06/30/2020, 06/30/2021, 06/30/2022)															
65020	TAICHUNG CITY ALEN	02/13/2002	Active	63	4	1	5.00%	73	5	1	Y		N	10/2021		\$12,000.00
	Exc Award (06/30/2016, 06/30/2017, 06/30/2019, 06/30/2020, 06/30/2022, 06/30/2023)															
111948	TAICHUNG CITY CENTURY	08/05/2011	Active	50	16	3	35.14%	43	0	1	Y		N	10/2022		\$20,000.00
	Exc Award (06/30/2016, 06/30/2020, 06/30/2021, 06/30/2023)															
60645	TAICHUNG CITY CHENG RONG	04/13/1998	Active	59	34	13	55.26%	38	6	1	Y		N	08/2022		\$4,000.00
155504	Taichung City Chun Ho	08/31/2023	Active	25	6	1	25.00%	21	2	0	Y		N			\$2,000.00
	Exc Award (06/30/2024)															
129552	Taichung City Feng Yang	12/02/2016	Active	48	7	0	17.07%	41		1	Y		N	12/2021		\$11,000.00
	Exc Award (06/30/2017, 06/30/2020, 06/30/2022)															
132316	Taichung City Hsin Li	08/04/2017	Active	88	11	6	6.02%	97	3	1	Y		N	04/2022		\$9,000.00
	Exc Award (06/30/2018, 06/30/2019, 06/30/2020, 06/30/2022, 06/30/2025)															
132315	Taichung City Hu Lu Tun	07/31/2017	Active	52	20	0	62.50%	34		0	Y		N	07/2023		\$7,000.00
	Exc Award (06/30/2018, 06/30/2020, 06/30/2023, 06/30/2025)															
58279	TAICHUNG CITY LI YANG	05/14/1996	Active	37	4	0	12.12%	35		3	Y			12/2021		\$6,000.00
	Exc Award (06/30/2016, 06/30/2022, 06/30/2025)															
152188	Taichung City Long Zen	08/22/2022	Active	32	6	0	23.08%	34		6	Y		N			\$3,000.00
	Exc Award (06/30/2023)															
152932	Taichung City Spring Rain	11/30/2022	Active	35	16	2	66.67%	21	3	0	Y		N	02/2023		\$5,000.00
	Exc Award (06/30/2023)															
132380	Taichung City Ta Chou	08/09/2017	Active	27	6	1	22.73%	30	3	1	Y		N	12/2021		\$4,000.00
	Exc Award (06/30/2018, 06/30/2023, 06/30/2025)															
110378	TAICHUNG CITY TA JUNG LU	02/17/2011	Active	55	15	0	37.50%	47		3	Y		N	11/2025		\$10,000.00
	Exc Award (06/30/2016, 06/30/2022, 06/30/2025)															
97593	TAICHUNG CITY WORLD	08/03/2006	Active	31	3	1	6.90%	30	12	0	Y		N	11/2025		\$4,000.00



Club Health Assessment for District 300C 2 through January 2026

			Status	Membership					Reports				Finance		LCIF	
Club Number	Club Name	Charter Date	Times in Status Quo in Past 2 Years	Current Member Count **	YTD Members Added	YTD Members Dropped	YTD Net Growth% ***	Member Count 1 Year Ago	Dropped Members Avg.Length of Service	Months Since Membership Update	Current Officers Reported ****	Current President Repeated Term	VP Reported *****	Last Date Reported Service (mm/yyyy)	Account Balance	YTD Donations
133713	Exc Award (06/30/2016, 06/30/2017, 06/30/2018, 06/30/2019, 06/30/2023, 06/30/2025) Taichung City World Peace	01/25/2018	Active	12	3	0	33.33%	12		6	Y			01/2022		\$2,000.00
115241	Exc Award (06/30/2022, 06/30/2023) TAICHUNG CITY YA HSIN	10/28/2011	Active	22	0	0	0.00%	31		7	Y		N	04/2022		
134154	Exc Award (06/30/2024) Taichung City Ya Tan Shen	03/23/2018	Active	39	13	0	50.00%	26		2	Y		N	04/2022		\$8,000.00
119316	Exc Award (06/30/2019, 06/30/2021, 06/30/2023, 06/30/2024, 06/30/2025) TAICHUNG CITY YI SHENG	05/08/2013	Active	77	26	0	50.98%	70		2	N		N	09/2021		\$3,000.00
112086	Exc Award (06/30/2017, 06/30/2020, 06/30/2021, 06/30/2022, 06/30/2023) TAICHUNG CITY YUAN HSIN	09/01/2011	Active	123	60	0	95.24%	71		3	Y		N	11/2022		\$12,000.00
103411	Exc Award (06/30/2016, 06/30/2017, 06/30/2020, 06/30/2021, 06/30/2025) TAICHUNG HSIEN AN JIA	08/13/2008	Active	61	3	0	5.17%	61		3	Y		N	07/2022		\$8,000.00
56969	Exc Award (06/30/2019, 06/30/2020, 06/30/2022, 06/30/2023, 06/30/2025) TAICHUNG HSIEN CHERNG KONG	05/19/1995	Active	67	19	0	39.58%	53		2	Y		N	05/2023		\$10,000.00
59385	Exc Award (06/30/2016, 06/30/2018, 06/30/2020, 06/30/2023) TAICHUNG HSIEN CHIEN MIN	04/21/1997	Active	34	1	1	0.00%	38	1	4	Y		N	05/2023		\$10,000.00
60706	Exc Award (06/30/2016, 06/30/2019, 06/30/2020) TAICHUNG HSIEN CHIN LONG	04/28/1998	Active	36	5	1	12.50%	33	15	0	Y			03/2022		\$7,000.00
54460	Exc Award (06/30/2025) TAICHUNG HSIEN CHUNG YING	05/11/1993	Active	58	24	1	65.71%	38	1	0	Y		N	08/2022		\$3,000.00
54217	Exc Award (06/30/2019, 06/30/2022) TAICHUNG HSIEN DA AN	03/10/1993	Active	47	13	0	38.24%	42		0	Y		N	12/2023		\$21,000.00
47996	Exc Award (06/30/2018, 06/30/2023) TAICHUNG HSIEN EVER GREEN	12/28/1987	Active	42	13	0	44.83%	35		2	Y			08/2023		\$8,000.00
78223	Exc Award (06/30/2016, 06/30/2017, 06/30/2021) TAICHUNG HSIEN FENG LIN	02/13/2004	Active	52	15	1	36.84%	48	0	0	Y		N	06/2023		\$9,000.00



Club Health Assessment for District 300C 2 through January 2026

			Status	Membership						Reports				Finance	LCIF	
Club Number	Club Name	Charter Date	Times in Status Quo in Past 2 Years	Current Member Count **	YTD Members Added	YTD Members Dropped	YTD Net Growth% ***	Member Count 1 Year Ago	Dropped Members Avg.Length of Service	Months Since Membership Update	Current Officers Reported ****	Current President Repeated Term	VP Reported *****	Last Date Reported Service (mm/yyyy)	Account Balance	YTD Donations
Exc Award (06/30/2016, 06/30/2017, 06/30/2020, 06/30/2025)																
47365	TAICHUNG HSIEN FENG YUAN CH YU	05/26/1987	Active	69	9	0	15.00%	60		0	Y		N	05/2022		\$29,000.00
Exc Award (06/30/2016, 06/30/2017, 06/30/2020, 06/30/2025)																
58150	TAICHUNG HSIEN FIVE FORTUNE	04/19/1996	Active	57	8	0	16.33%	53		0	Y		N	08/2022		\$3,000.00
Exc Award (06/30/2016, 06/30/2017, 06/30/2022)																
46333	TAICHUNG HSIEN GWO SANG	06/09/1986	Active	66	6	0	10.00%	67		3	Y			07/2022		\$6,000.00
Exc Award (06/30/2017, 06/30/2018, 06/30/2019)																
54517	TAICHUNG HSIEN HOU FENG	05/25/1993	Active	40	6	0	17.65%	38		0	Y			03/2022		\$7,000.00
Exc Award (06/30/2017, 06/30/2021, 06/30/2025)																
43168	TAICHUNG HSIEN HOU LI	11/07/1983	Active	63	13	1	23.53%	55	42	0	Y		N	11/2022		\$10,000.00
Exc Award (06/30/2016, 06/30/2019, 06/30/2023)																
58059	TAICHUNG HSIEN HSIN HSIN	03/28/1996	Active	38	5	0	15.15%	54		0	Y			11/2022		\$10,000.00
Exc Award (06/30/2016, 06/30/2023, 06/30/2024)																
61857	TAICHUNG HSIEN HSIN TZU	04/27/1999	Active	31	2	0	6.90%	29		6	Y			04/2022		\$12,000.00
Exc Award (06/30/2017, 06/30/2018, 06/30/2025)																
77417	TAICHUNG HSIEN HUA MU LAN LIONESS	10/10/2003	Active	31	13	0	72.22%	22		3	Y		N	04/2023		\$4,000.00
78660	TAICHUNG HSIEN JEN SHAN MEI	06/08/2004	Active	106	33	0	45.21%	115		4	Y		N	12/2021		\$10,000.00
Exc Award (06/30/2016, 06/30/2022, 06/30/2023, 06/30/2025)																
55300	TAICHUNG HSIEN KANG DO	02/08/1994	Active	75	7	0	10.29%	80		6	Y		N	06/2023		\$10,000.00
Exc Award (06/30/2016, 06/30/2021, 06/30/2024)																
77841	TAICHUNG HSIEN KUEI LAN	11/17/2003	Active	31	4	2	6.90%	31	15	0	Y		N	01/2023		\$1,000.00
Exc Award (06/30/2017, 06/30/2019, 06/30/2020, 06/30/2021, 06/30/2023)																
54516	TAICHUNG HSIEN MEI FENG	05/25/1993	Active	53	13	1	29.27%	43	4	2	Y			10/2021		\$21,000.00
Exc Award (06/30/2016, 06/30/2018, 06/30/2020)																



Club Health Assessment for District 300C 2 through January 2026

			Status	Membership						Reports				Finance		LCIF
Club Number	Club Name	Charter Date	Times in Status Quo in Past 2 Years	Current Member Count **	YTD Members Added	YTD Members Dropped	YTD Net Growth% ***	Member Count 1 Year Ago	Dropped Members Avg.Length of Service	Months Since Membership Update	Current Officers Reported ****	Current President Repeated Term	VP Reported *****	Last Date Reported Service (mm/yyyy)	Account Balance	YTD Donations
77931	TAICHUNG HSIEN QUEEN	12/10/2003	Active	53	11	0	26.19%	73		2	Y			09/2022		\$20,000.00
	Exc Award (06/30/2016, 06/30/2017, 06/30/2020, 06/30/2022)															
54218	TAICHUNG HSIEN SHUN FENG	03/10/1993	Active	35	5	0	16.67%	36		2	Y			04/2022		\$7,000.00
	Exc Award (06/30/2016, 06/30/2022, 06/30/2025)															
59902	TAICHUNG HSIEN SUNG PO	08/06/1997	Active	36	6	1	16.13%	31	2	1	Y		N	10/2021		\$2,000.00
	Exc Award (06/30/2023, 06/30/2024)															
58359	TAICHUNG HSIEN TA CHIA YU LAN	05/28/1996	Active	48	5	1	9.09%	45	5	1	Y		N	04/2022		\$5,000.00
	Exc Award (06/30/2017, 06/30/2022, 06/30/2023)															
48832	TAICHUNG HSIEN TA TU	07/28/1988	Active	60	17	2	33.33%	49	2	0	Y		N	04/2022		\$8,000.00
	Exc Award (06/30/2023)															
59669	TAICHUNG HSIEN TA YA CHUNG YUA	06/09/1997	Active	36	5	1	12.50%	49	8	1	Y			11/2022		\$10,000.00
	Exc Award (06/30/2017, 06/30/2019, 06/30/2021, 06/30/2022)															
59622	TAICHUNG HSIEN TACHIA RIVER	05/20/1997	Active	61	20	0	48.78%	45		0	Y		N	01/2022		\$9,000.00
	Exc Award (06/30/2019)															
55800	TAICHUNG HSIEN TAN TZU TSAI HU	06/06/1994	Active	52	8	3	10.64%	60	1	1	Y		N	04/2023		\$14,000.00
58348	TAICHUNG HSIEN TUNG HSIN II	05/28/1996	Active	70	23	0	48.94%	48		3	Y		N	02/2023		\$28,000.00
	Exc Award (06/30/2016, 06/30/2017, 06/30/2019, 06/30/2020)															
49457	TAICHUNG HSIEN WAI PU	04/27/1989	Active	49	3	1	4.26%	54	1	0	Y		N	01/2023		\$2,000.00
	Exc Award (06/30/2016, 06/30/2017, 06/30/2018, 06/30/2019, 06/30/2020, 06/30/2021, 06/30/2023)															
96933	TAICHUNG HSIEN WU CHIH PORT	04/14/2006	Active	40	11	4	21.21%	39	7	0	Y		N	06/2022		\$1,000.00
	Exc Award (06/30/2017, 06/30/2021, 06/30/2022, 06/30/2025)															
37715	TAICHUNG HSIEN WU JIH	11/26/1979	Active	24	1	2	-4.00%	30	15	0	N			04/2022		
	Exc Award (06/30/2017, 06/30/2021)															
48908	TAICHUNG HSIEN WUCHIH	09/21/1988	Active	47	1	1	0.00%	49	15	1	Y		N	07/2022		\$6,000.00
	Exc Award (06/30/2017, 06/30/2019, 06/30/2021, 06/30/2023, 06/30/2025)															



Club Health Assessment for District 300C 2 through January 2026

			Status		Membership						Reports				Finance		LCIF	
Club Number	Club Name	Charter Date	Times in Status Quo in Past 2 Years	Current Member Count **	YTD Members Added	YTD Members Dropped	YTD Net Growth% ***	Member Count 1 Year Ago	Dropped Members Avg.Length of Service	Months Since Membership Update	Current Officers Reported ****	Current President Repeated Term	VP Reported *****	Last Date Reported Service (mm/yyyy)	Account Balance	YTD Donations		
55801	TAICHUNG HSIEN YU FENG	06/06/1994	Active	63	3	0	5.00%	61		3	Y		N	11/2022		\$15,000.00		
	Exc Award (06/30/2016, 06/30/2019, 06/30/2020, 06/30/2025)																	
147541	Taichung Jin Da Fu	07/13/2021	Active	19	0	0	0.00%	29		7	N		N	04/2023		\$1,000.00		
	Exc Award (06/30/2022)																	
147545	Taichung Lei Kao	07/12/2021	Active	68	12	0	21.43%	69		5	Y		N	09/2022		\$7,000.00		
	Exc Award (06/30/2022, 06/30/2023, 06/30/2024, 06/30/2025)																	
23414	TAICHUNG TAICHUNG PORT	06/06/1970	Active	57	18	1	42.50%	44	7	3	Y			12/2022		\$1,000.00		
	Exc Award (06/30/2016, 06/30/2017, 06/30/2021)																	
38990	TAN TZU GREAT EARTH L C	10/23/1980	Active	148	18	8	7.25%	144	2	1	Y		N	01/2024		\$31,000.00		
	Exc Award (06/30/2019, 06/30/2023, 06/30/2025)																	
78661	TAN TZU PAI YUN	04/02/2004	Active	90	10	0	12.50%	88		0	Y		N	01/2026		\$16,000.00		
	Exc Award (06/30/2016, 06/30/2017, 06/30/2019, 06/30/2022, 06/30/2023)																	
77416	TAN TZULAN TIEN	07/09/2003	Active	54	4	1	5.88%	53	14	1	Y			11/2021		\$3,000.00		
	Exc Award (06/03/2016, 06/30/2017, 06/30/2020)																	
39449	TUNG FENG L C	02/19/1981	Active	52	8	1	15.56%	47	3	2	Y		N	08/2022		\$12,000.00		
	Exc Award (06/30/2019, 06/30/2020, 06/30/2021, 06/30/2023)																	
29662	TUNG SHIH	07/15/1974	Active	57	12	0	26.67%	50		3	Y		N	08/2023		\$10,000.00		
	Exc Award (06/30/2016, 06/30/2017, 06/30/2022)																	
29232	WU FENG	04/30/1974	Active	82	15	2	18.84%	75	0	1	Y		N	04/2024		\$8,000.00		
	Exc Award (06/30/2016, 06/30/2017, 06/30/2019, 06/30/2023, 06/30/2024)																	
57080	WU FENG MODERN	06/12/1995	Active	29	3	0	11.54%	30		0	Y			04/2022		\$4,000.00		
	Exc Award (06/30/2019, 06/30/2020, 06/30/2021)																	
Current Total Clubs Count	YTD New Clubs Count	YTD Cancelled Clubs Count	YTD Net Club Gain	Current Total Members Count	YTD Add	YTD Drop	YTD Net Growth %	Member Count 12 Months Ago	Average Member Count Per Club	% of Clubs with less than 20 members	% No Officer Report in 12 Months	% of Clubs with balance 90+ days	Number of Clubs in Status Quo	% Status Quo Clubs in Financial Suspension	Number of Cancelled Clubs	Average Cancelled Club Age	Members Lost Due to Cancellation	% of Clubs Cancelled for Non-Financial Reasons
91	1	0	1	4,754	915	86	829	21.12%	4,572	52	3%	0%	0%	0	0%	0	0	0



Club Health Assessment for District 300C 2 through January 2026

INTERNATIONAL

			Status	Membership					Reports				Finance	LCIF		
Club Number	Club Name	Charter Date	Times in Status Quo in Past 2 Years	Current Member Count **	YTD Members Added	YTD Members Dropped	YTD Net Growth% ***	Member Count 1 Year Ago	Dropped Members Avg.Length of Service	Months Since Membership Update	Current Officers Reported ****	Current President Repeated Term	VP Reported *****	Last Date Reported Service (mm/yyyy)	Account Balance	YTD Donations

* - P - Priority Club. Cancellation Reasons: 1-Objectives/conduct, 2-Non-active club, 5-Non-existing club, 6-Disbanding, 7-Merger, 8-Financial Suspension, 9-District/Multiple District Dues.
** Red denotes below 15 active members.
*** Red denotes 20% + loss.
**** Y - all 3 (President, Secretary, Treasurer) club officers reported, N - not all 3 reported.
***** Abbreviation: N-New, IP-Immediate Past, R-Repeat.



Club Health Assessment for District 300C 3 through January 2026

			Status	Membership						Reports				Finance	LCIF	
Club Number	Club Name	Charter Date	Times in Status Quo in Past 2 Years	Current Member Count **	YTD Members Added	YTD Members Dropped	YTD Net Growth% ***	Member Count 1 Year Ago	Dropped Members Avg.Length of Service	Months Since Membership Update	Current Officers Reported ****	Current President Repeated Term	VP Reported *****	Last Date Reported Service (mm/yyyy)	Account Balance	YTD Donations
Clubs less than two years old																
179603	Taichung Chan Wang	12/26/2024	Active	26	0	0	0.00%	26		13	Y	2				
179626	Taichung Ching Tsai	12/27/2024	Active	24	0	0	0.00%	24		13	Y	2				
179467	Taichung Chinn Long	11/06/2024	Active	28	0	0	0.00%	28		14	N					
179596	Taichung Cho Yueh	12/26/2024	Active	24	0	0	0.00%	24		13	Y	2				
179366	Taichung Chong Liao Jen Ai	12/30/2024	Active	23	0	0	0.00%	23		0	Y		N			
179612	Taichung Chong Liao Jen Mei	12/30/2024	Active	23	0	1	-4.17%	24	1	1	Y	2				
177342	Taichung City Happiness	09/09/2024	Active	11	0	18	-62.07%	29	1	1	N	2				
179503	Taichung Da An	11/13/2024	Active	50	8	3	11.11%	45	1	1	Y		N			
157886	Taichung Evergrande	03/29/2024	Active	135	15	1	11.57%	105	1	0	N					\$11,004.38
179606	Taichung Feng Huang	12/26/2024	Active	24	0	0	0.00%	24		13	Y	2				
179593	Taichung Feng Tian	12/30/2024	Active	23	0	0	0.00%	23		13	Y	2	N			
179598	Taichung Forever	12/26/2024	Active	27	1	0	3.85%	26		6	Y					
179555	Taichung Forwell	12/27/2024	Active	237	5	7	-0.84%	239	1	1	Y		N			
179610	Taichung Hsiang Yun	12/30/2024	Active	25	0	0	0.00%	25		0	Y	2				
179625	Taichung Hsin Yueh	12/27/2024	Active	24	0	0	0.00%	24		13	Y	2				
179616	Taichung Hua Hsing	12/26/2024	Active	25	0	0	0.00%	25		13	Y	2				
179609	Taichung Hui Huang	12/30/2024	Active	23	0	0	0.00%	23		13	Y	2				
179597	Taichung Kao Feng	12/26/2024	Active	26	0	0	0.00%	26		13	Y	2				
179617	Taichung Lan Hsin	12/27/2024	Active	27	0	0	0.00%	27		13	Y	2				
187237	Taichung Leo	07/25/2025	Active	21	21	0	100.00%	0		6	Y					
179571	Taichung Lo Ho	12/26/2024	Active	21	0	2	-8.70%	23	1	1	Y	2				
179509	Taichung Lu Kang	01/06/2025	Active	16	0	10	-38.46%	26	1	0	N	None				
179604	Taichung Lung Hsiang	12/26/2024	Active	25	0	0	0.00%	25		13	Y	2				
187235	Taichung National	07/14/2025	Active	31	31	0	100.00%	0		6	Y					
179470	Taichung New Jwu Shan	11/06/2024	Active	57	9	3	11.76%	51	1	1	N	None				
179337	Taichung Pa Kua Shan	11/06/2024	Active	26	2	1	4.00%	25	1	0	Y					
179570	Taichung Public Garden	12/26/2024	Active	27	0	0	0.00%	27		13	N					



Club Health Assessment for District 300C 3 through January 2026

			Status	Membership						Reports				Finance	LCIF	
Club Number	Club Name	Charter Date	Times in Status Quo in Past 2 Years	Current Member Count **	YTD Members Added	YTD Members Dropped	YTD Net Growth% ***	Member Count 1 Year Ago	Dropped Members Avg.Length of Service	Months Since Membership Update	Current Officers Reported ****	Current President Repeated Term	VP Reported *****	Last Date Reported Service (mm/yyyy)	Account Balance	YTD Donations
179507	Taichung Shih Hu	12/30/2024	Active	39	12	4	25.81%	31	1	1	Y					
179500	Taichung Show Shui	11/06/2024	Active	52	11	4	15.56%	45	1	0	Y		N			
179324	Taichung Tsao Tun	11/06/2024	Active	47	19	7	34.29%	35	1	1	Y					
179318	Taichung TZ Chiang	11/06/2024	Active	29	8	5	11.54%	26	1	1	Y					
179592	Taichung Wei Ai	12/30/2024	Active	40	0	6	-13.04%	45	4	1	Y	2				
179381	Taichung Wei Mei	12/30/2024	Active	57	7	3	7.55%	52	1	1	Y		N			
176885	Taichung Wen-Hua	08/22/2024	Active	34	4	0	13.33%	30		0	N	2				
179522	Taichung Yu Lan	12/30/2024	Active	24	0	0	0.00%	24		13	Y	2				
179465	Taichung Yuan Lin Fruitsmountain	11/06/2024	Active	23	0	0	0.00%	23		14	Y					
179322	Taichung Yung Ching	12/26/2024	Active	61	13	6	12.96%	54	1	0	Y		N			
179591	Taichung Zhen Cheng	12/30/2024	Active	24	0	2	-7.69%	26	1	1	Y	2				
179335	Taitung Pu Li Chung Shin	12/26/2024	Active	24	0	0	0.00%	24		13	Y					
176958	Weixin	08/26/2024	Active	34	1	27	-43.33%	60	1	0	Y					
Clubs more than two years old																
23405	TAICHUNG CHENG CHUNG Exc Award (06/30/2018, 06/30/2021)	07/23/1971	Active	23	6	0	35.29%	24		5	N			12/2017		
103756	TAICHUNG CHIA MEI Exc Award (06/30/2016, 06/30/2018, 06/30/2019)	10/08/2008	Active	0	0	4	-100.00%	12	9	1	N	None		01/2023		\$1,000.00
56021	TAICHUNG CHIEH MEI Exc Award (06/30/2023)	08/01/1994	Active	110	1	21	-15.38%	141	5	3	N			05/2023		\$1,000.00
56005	TAICHUNG CHIN SHAN Exc Award (06/30/2016, 06/30/2024)	07/25/1994	Active	23	3	0	15.00%	27		4	N			12/2015		\$1,000.00
47364	TAICHUNG CHUN LUNG Exc Award (06/30/2016)	05/26/1987	Active	70	24	5	37.25%	50	9	1	N			12/2021		\$5,999.98
60801	TAICHUNG CHUN YIN Exc Award (06/30/2016, 06/30/2017, 06/30/2018, 06/30/2023)	05/19/1998	Active	52	2	15	-20.00%	65	11	1	N			03/2017		
31203	TAICHUNG CHUNG SHAN Exc Award (06/30/2016)	09/16/1975	Active	20	0	0	0.00%	29		5	N					\$1,000.00



Club Health Assessment for District 300C 3 through January 2026

			Status	Membership						Reports				Finance	LCIF	
Club Number	Club Name	Charter Date	Times in Status Quo in Past 2 Years	Current Member Count **	YTD Members Added	YTD Members Dropped	YTD Net Growth% ***	Member Count 1 Year Ago	Dropped Members Avg.Length of Service	Months Since Membership Update	Current Officers Reported ****	Current President Repeated Term	VP Reported *****	Last Date Reported Service (mm/yyyy)	Account Balance	YTD Donations
84022	TAICHUNG CITY CHUNG YI	08/11/2004	Active	35	6	0	20.69%	30		5	N			09/2022		\$1,000.00
	Exc Award (06/30/2018)															
31153	TAICHUNG CITY SOUTHWEST	08/25/1975	Active	24	2	0	9.09%	22		2	N			12/2017		\$4,999.95
132690	Taichung Cultural & Education	09/27/2017	Active	16	3	3	0.00%	19	2	1	N					\$2,999.99
155923	Taichung Da Fang	09/22/2023	Active	38	1	0	2.70%	51		0	N					\$1,000.00
120125	Taichung E Sun	08/13/2013	Active	93	7	2	5.68%	98	6	0	N			03/2019		\$6,999.97
	Exc Award (06/30/2017, 06/30/2018, 06/30/2022)															
23408	TAICHUNG EAST	08/31/1973	Active	41	16	2	51.85%	31	0	0	N					\$2,000.00
156018	Taichung Happy	09/22/2023	Active	53	4	0	8.16%	55		0	N					\$1,999.99
54867	TAICHUNG HSIANG HO	09/13/1993	Active	28	3	0	12.00%	27		0	N			12/2015		
48735	TAICHUNG JEN MEI	06/20/1988	Active	29	9	4	20.83%	29	2	0	Y			10/2022		\$2,999.99
	Exc Award (06/30/2021)															
55723	TAICHUNG KUANG FU	05/18/1994	Active	91	13	0	16.67%	77		0	N			01/2019	90+ Days	\$16,000.02
	Exc Award (06/30/2017, 06/30/2019, 06/30/2023)															
40378	TAICHUNG KUO KUANG	09/24/1981	Active	55	9	8	1.85%	54	13	0	N			01/2016		\$2,999.99
	Exc Award (06/30/2017, 06/30/2018)															
132825	Taichung Li Tai	10/10/2017	Active	19	0	2	-9.52%	23	4	1	N			08/2022		\$1,000.00
62382	TAICHUNG LI ZEN	09/27/1999	Active	29	4	1	11.54%	20	1	0	N	None		12/2017		\$1,999.98
	Exc Award (06/30/2018)															
60141	TAICHUNG LONG FAR	12/08/1997	Active	25	0	1	-3.85%	25	1	1	N			09/2022		\$6,999.97
40379	TAICHUNG MEI HUA	09/24/1981	Active	27	0	0	0.00%	27		5	N			09/2018		\$1,000.00
46870	TAICHUNG METROPOLITAN	01/31/1987	Active	47	6	2	9.30%	56	2	1	N			11/2022		\$2,000.00
	Exc Award (06/30/2018)															
51519	TAICHUNG MING CHUAN	04/01/1991	Active	24	0	0	0.00%	25		5	N			10/2022		\$3,000.00
	Exc Award (06/30/2017, 06/30/2018)															
61140	TAICHUNG MING TAI	09/22/1998	Active	30	4	1	11.11%	30	13	0	N			05/2017		\$2,999.98
	Exc Award (06/30/2016, 06/30/2017, 06/30/2018, 06/30/2019, 06/30/2023)															
23409	TAICHUNG NORTH	05/11/1973	Active	40	5	4	2.56%	39	5	1	N					\$2,999.99
23411	TAICHUNG NORTHWEST	01/14/1970	Active	48	6	6	0.00%	22	12	0	N			09/2022		\$1,999.99



Club Health Assessment for District 300C 3 through January 2026

			Status	Membership						Reports				Finance	LCIF	
Club Number	Club Name	Charter Date	Times in Status Quo in Past 2 Years	Current Member Count **	YTD Members Added	YTD Members Dropped	YTD Net Growth% ***	Member Count 1 Year Ago	Dropped Members Avg.Length of Service	Months Since Membership Update	Current Officers Reported ****	Current President Repeated Term	VP Reported *****	Last Date Reported Service (mm/yyyy)	Account Balance	YTD Donations
Exc Award (06/30/2016, 06/30/2018)																
136171	Taichung Riway Union	09/06/2018	Active	17	11	12	-5.56%	18	3	0	N			09/2022		
23412	TAICHUNG SOUTH	03/20/1972	Active	28	3	3	0.00%	28	2	0	N			05/2017		\$1,999.99
Exc Award (06/30/2018, 06/30/2019, 06/30/2023)																
83155	TAICHUNG TUNG HSIN	07/31/2004	Active	45	0	0	0.00%	67		0	N			09/2022		
Exc Award (06/30/2018, 06/30/2022)																
42858	TAICHUNG TUNG SHAN	06/29/1983	Active	66	4	0	6.45%	66		3	N			05/2022	90+ Days	\$3,000.00
97567	TAICHUNG VOLUNTEER	07/27/2006	Active	27	2	2	0.00%	27	6	5	N			12/2015		
43385	TAICHUNG YAMATO	01/04/1984	Active	107	1	1	0.00%	115	12	0	N			12/2021		\$1,999.98
Exc Award (06/30/2016, 06/30/2018, 06/30/2021)																

Clubs Cancelled Previous Fiscal Year – Clubs Cancelled within last 12 months may be reinstated

Club Number	Club Name	Charter Date	Current Status*	Cancellation Date															
58223	TAICHUNG EVER GREEN	05/01/1996	Cancelled(6*)	03/29/2025															
Current Total Clubs Count	YTD New Clubs Count	YTD Cancelled Clubs Count	YTD Net Club Gain	Current Total Members Count	YTD Add	YTD Drop	YTD Net Growth	YTD Net Growth %	Member Count 12 Months Ago	Average Member Count Per Club	% of Clubs with less than 20 members	% No Officer Report in 12 Months	% of Clubs with balance 90+ days	Number of Clubs in Status Quo	% Status Quo Clubs in Financial Suspension	Number of Cancelled Clubs	Average Cancelled Club Age	Members Lost Due to Cancellation	% of Clubs Cancelled for Non-Financial Reasons
73	2	0	2	2,897	322	209	113	4.06%	2,871	40	8%	4%	3%	0	0%	0	0	0	0%

* - P - Priority Club. Cancellation Reasons: 1-Objectives/conduct, 2-Non-active club, 5-Non-existing club, 6-Disbanding, 7-Merger, 8-Financial Suspension, 9-District/Multiple District Dues.

** Red denotes below 15 active members.

*** Red denotes 20% + loss.

**** Y - all 3 (President, Secretary, Treasurer) club officers reported, N - not all 3 reported.

***** Abbreviation: N-New, IP-Immediate Past, R-Repeat.



Club Health Assessment for District 300D 1 through January 2026

				Status	Membership					Reports				Finance		LCIF	
Club Number	Club Name	Charter Date		Times in Status Quo in Past 2 Years	Current Member Count **	YTD Members Added	YTD Members Dropped	YTD Net Growth% ***	Member Count 1 Year Ago	Dropped Members Avg.Length of Service	Months Since Membership Update	Current Officers Reported ****	Current President Repeated Term	VP Reported *****	Last Date Reported Service (mm/yyyy)	Account Balance	YTD Donations
Clubs less than two years old																	
181126	Changhua Longxing	03/06/2025		Active	51	21	0	70.00%	0		0	Y	2	R	08/2025		\$1,000.00
186735	Changhua Central Golf	07/09/2025		Active	20	20	0	100.00%	0		6	Y		N			
171605	Changhua County Fa La Li	06/06/2024		Active	32	3	0	10.34%	31		4	Y		N	06/2025		\$1,000.00
179457	Changhua County Fuxing	12/05/2024		Active	43	0	0	0.00%	43		12	Y	2	R			
181599	Changhua County Lanxin	03/31/2025		Active	40	10	0	33.33%	0		0	Y	2	R	12/2025		
Clubs more than two years old																	
23360	CHANG HUA	06/17/1967		Active	36	10	0	38.46%	28		0	Y	2	N	05/2025		\$1,000.00
	Exc Award (06/30/2016)																
89627	CHANG HUA BUO AI	11/11/2005		Active	8	0	0	0.00%	8		3	Y		N	09/2024		
	Exc Award (06/30/2017)																
99427	CHANG HUA CHING CHENG	05/21/2007		Active	57	2	4	-3.39%	50	3	4	Y		N	06/2025		
	Exc Award (06/30/2017, 06/30/2018, 06/30/2019, 06/30/2020, 06/30/2022, 06/30/2025)																
150257	Changhua - Paoa	06/02/2022		Active	20	0	0	0.00%	20		27	N	None		06/2025		
	Exc Award (06/30/2023)																
50353	CHANGHUA AI SHIN	03/22/1990		Active	49	14	0	40.00%	35		0	Y			11/2025		\$1,000.00
	Exc Award (06/30/2018, 06/30/2020, 06/30/2023, 06/30/2025)																
23361	CHANGHUA CENTRAL	01/14/1974		Active	31	6	5	3.33%	30	2	0	Y			12/2025		\$1,000.00
	Exc Award (06/30/2018, 06/30/2019, 06/30/2020, 06/30/2024)																
104290	CHANGHUA CHANG SHIH TA	01/06/2009		Active	61	22	1	52.50%	41	9	0	Y		N	07/2025		\$5,000.00
	Exc Award (06/30/2017, 06/30/2023, 06/30/2024)																
148900	Changhua Changtong	11/16/2021		Active	21	8	0	61.54%	13		0	Y		N	06/2025		\$2,000.00
50038	CHANGHUA CHERNG KONG	12/18/1989		Active	67	5	0	8.06%	65		3	Y			11/2025		\$13,000.00
	Exc Award (06/30/2016, 06/30/2017, 06/30/2018, 06/30/2020, 06/30/2022)																
152563	Changhua Chungyi	09/23/2022		Active	70	17	1	29.63%	59	1	0	Y		N	06/2025		\$6,000.00
	Exc Award (06/30/2023, 06/30/2024)																
141542	Changhua County Ai Shu Chia	04/30/2020		Active	45	23	18	12.50%	38	3	0	Y		N	06/2025		\$1,000.00



Club Health Assessment for District 300D 1 through January 2026

			Status	Membership						Reports				Finance	LCIF	
Club Number	Club Name	Charter Date	Times in Status Quo in Past 2 Years	Current Member Count **	YTD Members Added	YTD Members Dropped	YTD Net Growth% ***	Member Count 1 Year Ago	Dropped Members Avg.Length of Service	Months Since Membership Update	Current Officers Reported ****	Current President Repeated Term	VP Reported *****	Last Date Reported Service (mm/yyyy)	Account Balance	YTD Donations
Exc Award (06/30/2023)																
139293	Changhua County Guan Ying	08/02/2019	Active	97	32	1	46.97%	66	11	0	Y		N	06/2025		\$17,000.00
Exc Award (06/30/2020, 06/30/2023)																
133318	Changhua County Shih Yun	12/07/2017	Active	3	0	0	0.00%	15		7	N	None		06/2025		
148687	Changhua Dashin	10/26/2021	Active	31	14	6	34.78%	23	2	0	Y			06/2025		\$2,000.00
103449	CHANGHUA DA-YEH	08/18/2008	Active	49	27	0	122.73%	30		0	Y		N	12/2025		\$5,000.00
53880	CHANGHUA HSIEN CHANG BING	12/08/1992	Active	58	11	2	18.37%	57	10	0	Y		N	06/2025		\$1,000.00
Exc Award (06/30/2017, 06/30/2018, 06/30/2020)																
45187	CHANGHUA HSIEN CHANG KUNG	06/25/1985	Active	62	4	1	5.08%	59	1	0	Y			01/2026		\$103,008.53
Exc Award (06/30/2016, 06/30/2017, 06/30/2018, 06/30/2020, 06/30/2024, 06/30/2025)																
49267	CHANGHUA HSIEN CHANG SHANG	03/02/1989	Active	59	11	0	22.92%	48		0	Y			06/2025		\$14,000.00
47885	CHANGHUA HSIEN CHANGHUA CH MEI	11/18/1987	Active	19	0	0	0.00%	20		3	Y		N	06/2025		
Exc Award (06/30/2016, 06/30/2019, 06/30/2025)																
104291	CHANGHUA HSIEN CHIEN KUO	01/06/2009	Active	40	6	0	17.65%	37		0	Y		N	06/2025		\$3,000.00
Exc Award (06/30/2016, 06/30/2022, 06/30/2023)																
54216	CHANGHUA HSIEN HUA TAN	03/10/1993	Active	38	10	8	5.56%	33	12	0	Y			06/2025		\$1,000.00
Exc Award (06/30/2018, 06/30/2025)																
103925	CHANGHUA HSIEN HUNG HO	11/05/2008	Active	62	13	0	26.53%	52		0	Y			11/2025		\$1,000.00
Exc Award (06/30/2018, 06/30/2022, 06/30/2025)																
45430	CHANGHUA HSIEN LU KANG	10/25/1985	Active	45	28	1	150.00%	18	6	0	Y			06/2025		
47624	CHANGHUA HSIEN PA KUA SHAN	06/28/1987	Active	1	0	0	0.00%	1		6	N	None		08/2024		
Exc Award (06/30/2018, 06/30/2020)																
105797	CHANGHUA HSIEN SHEN GUN	06/12/2009	Active	73	38	0	108.57%	35		0	Y			06/2025		\$2,000.00
Exc Award (06/30/2016, 06/30/2019, 06/30/2020, 06/30/2023, 06/30/2025)																
106022	CHANGHUA HSIEN YINGHUA	06/26/2009	Active	82	37	0	82.22%	45		0	Y		N	06/2025		\$3,000.00



Club Health Assessment for District 300D 1 through January 2026

			Status	Membership					Reports					Finance		LCIF
Club Number	Club Name	Charter Date	Times in Status Quo in Past 2 Years	Current Member Count **	YTD Members Added	YTD Members Dropped	YTD Net Growth% ***	Member Count 1 Year Ago	Dropped Members Avg.Length of Service	Months Since Membership Update	Current Officers Reported ****	Current President Repeated Term	VP Reported *****	Last Date Reported Service (mm/yyyy)	Account Balance	YTD Donations
Exc Award (06/30/2018, 06/30/2019, 06/30/2020, 06/30/2023, 06/30/2025)																
148483	Changhua Jin Yeh	10/27/2021	Active	33	0	0	0.00%	34		4	Y			06/2025		
Exc Award (06/30/2023)																
139315	Changhua Lukang Tin Hou	08/02/2019	Active	91	42	0	85.71%	51		0	Y		N	06/2025		\$2,000.00
Exc Award (06/30/2020, 06/30/2022, 06/30/2025)																
31376	CHANGHUA NORTHWEST	11/21/1975	Active	10	1	3	-16.67%	19	27	0	Y			06/2025		
Exc Award (06/30/2018)																
149396	Changhua Treasure	12/27/2021	Active	45	16	1	50.00%	32	4	0	Y		N	01/2026		\$2,000.00
Exc Award (06/30/2024, 06/30/2025)																
148724	Changhua Yongshin	10/27/2021	Active	21	14	2	133.33%	11	3	0	Y			06/2025		\$1,000.00
150259	Changhua Young Young	06/02/2022	Active	20	0	0	0.00%	20		27	N	None		06/2025		
Exc Award (06/30/2023)																
127710	Changhua Youth	06/09/2016	Active	41	20	0	95.24%	21		0	Y			06/2025		\$2,000.00
Exc Award (06/30/2019, 06/30/2020)																
68685	CHANGHUA YU DA	04/21/2003	Active	18	1	1	0.00%	17	18	4	Y		N	06/2025		\$2,000.00
Exc Award (06/30/2016, 06/30/2017, 06/30/2024)																
141480	Changhua Yu Shan	04/30/2020	Active	30	16	0	114.29%	15		0	Y			06/2025		\$1,000.00
149437	Changhua Yuanhsianmei	12/29/2021	Active	21	0	0	0.00%	22		3	Y			09/2024		
Exc Award (06/30/2023)																
151133	Changhua Yung Sun	06/28/2022	Active	21	0	0	0.00%	21		7	N	2		06/2025		
Exc Award (06/30/2023)																
150254	Changrong	06/02/2022	Active	20	0	0	0.00%	20		27	N	None		06/2025		
Exc Award (06/30/2023)																
38707	HO MEI L C	06/17/1980	Active	56	9	4	9.80%	51	26	0	Y			06/2025		\$2,000.00
Exc Award (06/30/2018, 06/30/2023)																
57081	LU KANG LU CHING	06/12/1995	Active	73	24	2	43.14%	51	11	0	Y			06/2025		\$4,000.00
Exc Award (06/30/2018, 06/30/2020, 06/30/2025)																
40267	TA CHANG LC	07/27/1981	Active	38	2	0	5.56%	36		4	Y			06/2025		\$5,000.00
Exc Award (06/30/2018, 06/30/2020, 06/30/2024)																
63129	TA CHUNG HSING	05/02/2000	Active	77	11	0	16.67%	69		0	Y		N	10/2025		\$3,000.00



Club Health Assessment for District 300D 1 through January 2026

INTERNATIONAL

						Status		Membership					Reports				Finance		LCIF
						Times in Status Quo in Past 2 Years	Current Member Count **	YTD Members Added	YTD Members Dropped	YTD Net Growth% ***	Member Count 1 Year Ago	Dropped Members Avg.Length of Service	Months Since Membership Update	Current Officers Reported ****	Current President Repeated Term	VP Reported *****	Last Date Reported Service (mm/yyyy)	Account Balance	YTD Donations
Club Number	Club Name		Charter Date																
Exc Award (06/30/2016, 06/30/2017)																			
155918	Wusheng		09/28/2023			Active	40	17	0	73.91%	24		0	Y			12/2025		
Exc Award (06/30/2025)																			
Current Total Clubs Count	YTD New Clubs Count	YTD Cancelled Clubs Count	YTD Net Club Gain	Current Total Members Count	YTD Add	YTD Drop	YTD Net Growth	YTD Net Growth %	Member Count 12 Months Ago	Average Member Count Per Club	% of Clubs with less than 20 members	% No Officer Report in 12 Months	% of Clubs with balance 90+ days	Number of Clubs in Status Quo	% Status Quo Clubs in Financial Suspension	Number of Cancelled Clubs	Average Cancelled Club Age	Members Lost Due to Cancellation	% of Clubs Cancelled for Non-Financial Reasons
48	1	0	1	2,025	565	61	504	33.14%	1,514	42	13%	10%	0%	0	0%	0	0	0	0%

* - P - Priority Club. Cancellation Reasons: 1-Objectives/conduct, 2-Non-active club, 5-Non-existing club, 6-Disbanding, 7-Merger, 8-Financial Suspension, 9-District/Multiple District Dues.

** Red denotes below 15 active members.

*** Red denotes 20% + loss.

**** Y - all 3 (President, Secretary, Treasurer) club officers reported, N - not all 3 reported.

***** Abbreviation: N-New, IP-Immediate Past, R-Repeat.



Club Health Assessment for District 300D 2 through January 2026

			Status		Membership					Reports				Finance		LCIF
Club Number	Club Name	Charter Date	Times in Status Quo in Past 2 Years	Current Member Count **	YTD Members Added	YTD Members Dropped	YTD Net Growth% ***	Member Count 1 Year Ago	Dropped Members Avg.Length of Service	Months Since Membership Update	Current Officers Reported ****	Current President Repeated Term	VP Reported *****	Last Date Reported Service (mm/yyyy)	Account Balance	YTD Donations
Clubs less than two years old																
178649	Changhua County Tian Jhong	09/19/2024	Active	26	5	1	18.18%	22	1	1	Y			11/2025		\$1,000.01
	Exc Award (06/30/2025)															
175078	Changhua Hsien Pu Hsin	08/15/2024	Active	35	3	8	-12.50%	40	1	4	Y			01/2026		\$1,000.00
	Exc Award (06/30/2025)															
175077	Changhua Hsien Public Garden	09/03/2024	Active(1)	28	18	10	40.00%	20	1	1	Y				90+ Days	
175076	Nantou County Yu Shan	08/21/2024	Active	33	2	4	-5.71%	34	1	1	Y			10/2025		
	Exc Award (06/30/2025)															
Clubs more than two years old																
153287	Changhua County Fenghe Dadi	01/16/2023	Active(1)	32	6	0	23.08%	26		5	Y			11/2025		\$1,000.00
	Exc Award (06/30/2023, 06/30/2025)															
153267	Changhua County Jing Ying	01/16/2023	Active	22	5	1	22.22%	18	4	3	Y			11/2025		\$5,000.00
153275	Changhua County Ru Yuh	01/10/2023	Active	39	12	2	34.48%	35	2	1	Y			11/2025		\$3,000.00
	Exc Award (06/30/2023, 06/30/2025)															
128339	Changhua County Yong Sheng	07/25/2016	Active	31	5	3	6.90%	39	7	1	Y			09/2025		\$2,000.00
	Exc Award (06/30/2020, 06/30/2022, 06/30/2024, 06/30/2025)															
149641	Changhua Dongluoxi	01/19/2022	Active	37	10	2	27.59%	39	2	1	Y			11/2025		
	Exc Award (06/30/2025)															
54730	CHANGHUA HSIEN CHIN HU	07/07/1993	Active	81	8	0	10.96%	80		4	Y			11/2025		\$3,000.00
	Exc Award (06/30/2020, 06/30/2022, 06/30/2024)															
54515	CHANGHUA HSIEN DA TSUEN	05/25/1993	Active	83	15	1	20.29%	71	2	1	Y			01/2026		\$1,000.01
	Exc Award (06/30/2017, 06/30/2018, 06/30/2020, 06/30/2022, 06/30/2024, 06/30/2025)															
54354	CHANGHUA HSIEN ERH LIN	04/15/1993	Active	138	11	3	6.15%	129	1	1	Y			01/2026		
	Exc Award (06/30/2016, 06/30/2017, 06/30/2018, 06/30/2020, 06/30/2024, 06/30/2025)															
56690	CHANGHUA HSIEN PU YEN	03/24/1995	Active	67	7	0	11.67%	67		3	Y			01/2026		\$6,000.00
	Exc Award (06/30/2025)															
57057	CHANGHUA HSIEN RU LIN	06/12/1995	Active	35	3	0	9.38%	53		5	Y			01/2026		



Club Health Assessment for District 300D 2 through January 2026

			Status	Membership					Reports				Finance		LCIF	
Club Number	Club Name	Charter Date	Times in Status Quo in Past 2 Years	Current Member Count **	YTD Members Added	YTD Members Dropped	YTD Net Growth% ***	Member Count 1 Year Ago	Dropped Members Avg.Length of Service	Months Since Membership Update	Current Officers Reported ****	Current President Repeated Term	VP Reported *****	Last Date Reported Service (mm/yyyy)	Account Balance	YTD Donations
Exc Award (06/30/2016, 06/30/2020, 06/30/2022, 06/30/2024)			Cancelled(8*)	0	0	16	-100.00%	16	14	1	N	None		01/2025	90+ Days	
44090	CHANGHUA HSIEN SHIH HU	06/30/1984														
58360	CHANGHUA HSIEN TSU EN	05/28/1996														
Exc Award (06/30/2020, 06/30/2022, 06/30/2025)			Active	71	5	0	7.58%	69		0	Y			01/2026		\$5,000.00
141550	Changhua Jie Lin	05/29/2020	Active	107	57	0	114.00%	50		5	Y			11/2025		\$1,000.00
141517	Changhua Pu Qing	04/29/2020	Active	11	0	0	0.00%	11		2	Y			09/2022		
38089	CHANGHUA SEVEN STAR	02/04/1980	Active	37	3	0	8.82%	33		5	Y			11/2025		\$3,000.00
Exc Award (06/30/2016, 06/30/2017, 06/30/2018, 06/30/2022, 06/30/2024)			Active	49	6	0	13.95%	40		1	Y			11/2025		\$3,000.00
141482	Changhua Sheng Xin	04/28/2020														
Exc Award (06/30/2022, 06/30/2025)																
148885	Changhua Wuji	11/04/2021	Active	32	3	0	10.34%	29		0	Y			11/2025		
Exc Award (06/30/2024)			Active	18	1	4	-14.29%	33	1	2	Y			11/2025		
64363	CHING SHUI YEN	06/04/2001														
109612	ERH LIN SHIH FANG	11/03/2010														
Exc Award (06/30/2016, 06/30/2017, 06/30/2024)			Active	27	4	0	17.39%	23		0	Y			11/2025		\$2,000.00
37714	JWU SHAN L C	11/07/1979														
Exc Award (06/30/2018, 06/30/2020, 06/30/2025)																
110181	NA LU WAN	01/26/2011	Active	52	14	0	36.84%	38		0	Y			01/2026		\$2,000.00
Exc Award (06/30/2022, 06/30/2024, 06/30/2025)			Active	22	6	0	37.50%	14		4	Y			11/2025		
23393	NAN TOU	06/14/1972														
Exc Award (06/30/2016, 06/30/2017)																
54145	NAN TOU HSIEN CHI CHI	02/24/1993	Active	15	9	0	150.00%	15		1	Y	2		03/2020		
Exc Award (06/30/2016, 06/30/2020, 06/30/2024)			Active	34	7	0	25.93%	27		1	Y			11/2025		\$1,000.00
47886	NAN TOU HSIEN CHIEN SHAN	11/18/1987														
Exc Award (06/30/2019, 06/30/2025)																
99193	NAN TOU HSIEN LU KU	04/23/2007	Active	26	0	2	-7.14%	30	1	1	Y			01/2026		
Exc Award (06/30/2020, 06/30/2024)			Active	42	3	4	-2.33%	42	4	0	Y		N	11/2025		\$1,000.00
53916	NAN TOU HSIEN SHOEI SHIOW	12/21/1992														



Club Health Assessment for District 300D 2 through January 2026

			Status	Membership						Reports				Finance	LCIF	
Club Number	Club Name	Charter Date	Times in Status Quo in Past 2 Years	Current Member Count **	YTD Members Added	YTD Members Dropped	YTD Net Growth% ***	Member Count 1 Year Ago	Dropped Members Avg.Length of Service	Months Since Membership Update	Current Officers Reported ****	Current President Repeated Term	VP Reported *****	Last Date Reported Service (mm/yyyy)	Account Balance	YTD Donations
Exc Award (06/30/2018, 06/30/2024, 06/30/2025)	115355 NAN TOU TSAO HSIEH TUN	10/28/2011	Active	61	8	1	12.96%	63	22	0	Y			11/2025		\$8,000.01
Exc Award (06/30/2017, 06/30/2020, 06/30/2022)	152878 Nantou County Bai Ye Xing	10/27/2022	Active	10	0	0	0.00%	10		18	Y	2				
Exc Award (06/30/2023)	121264 Nantou County Pine Ridge	01/28/2014	Active	38	5	1	11.76%	36	8	1	Y			10/2025		
Exc Award (06/30/2023)	157192 Nantou County Shan Cheng	01/30/2024	Active	43	11	0	34.38%	37		0	Y			01/2026		\$5,000.00
Exc Award (06/30/2023)	153303 Nantou County Yong Peng	01/16/2023	Active	11	0	0	0.00%	11		0	Y			09/2025		
Exc Award (06/30/2023)	149267 Nantou Shuyu	12/15/2021	Active	34	4	0	13.33%	30		0	Y			11/2025		
Exc Award (06/30/2024, 06/30/2025)	32023 PULI L C	04/06/1976	Active	49	8	0	19.51%	41		5	Y			11/2025		\$3,000.00
Exc Award (06/30/2016, 06/30/2017, 06/30/2018, 06/30/2019, 06/30/2024)	152884 Qiancheng	10/31/2022	Active	10	0	0	0.00%	10		21	Y	2				
Exc Award (06/30/2018, 06/30/2022, 06/30/2023)	49456 SHUI LI NAN TOU HSIEN	04/27/1989	Active	25	0	0	0.00%	26		0	Y	2		11/2025		
Exc Award (06/30/2016, 06/30/2017)	87775 WU SHE	04/12/2005	Active	20	0	0	0.00%	20		5	Y			11/2025		
Exc Award (06/30/2016, 06/30/2017, 06/30/2019)	117522 YUAN CHING	09/12/2012	Active	58	5	1	7.41%	56	0	0	Y			01/2026		
Exc Award (06/30/2016, 06/30/2018, 06/30/2020, 06/30/2022, 06/30/2025)	23467 YUAN LIN	10/13/1968	Active	161	26	7	13.38%	149	10	0	Y			01/2026		\$3,000.00
Exc Award (06/30/2017, 06/30/2018, 06/30/2020)	54518 YUAN LIN CHINN LONG	05/25/1993	Active	29	1	0	3.57%	32		0	Y			11/2025		\$1,000.00



Club Health Assessment for District 300D 2 through January 2026

INTERNATIONAL

Club Number	Club Name	Charter Date	Status		Membership						Reports				Finance	LCIF			
			Times in Status Quo in Past 2 Years	Current Member Count **	YTD Members Added	YTD Members Dropped	YTD Net Growth***	Member Count 1 Year Ago	Dropped Members Avg.Length of Service	Months Since Membership Update	Current Officers Reported ****	Current President Repeated Term	VP Reported *****	Last Date Reported Service (mm/yyyy)	Account Balance	YTD Donations			
Current Total Clubs Count	YTD New Clubs Count	YTD Cancelled Clubs Count	YTD Net Club Gain	Current Total Members Count	YTD Add	YTD Drop	YTD Net Growth	Member Count 12 Months Ago	Average Member Count Per Club	% of Clubs with less than 20 members	% No Officer Report in 12 Months	% of Clubs with balance 90+ days	Number of Clubs in Status Quo	% Status Quo Clubs in Financial Suspension	Number of Cancelled Clubs	Average Cancelled Club Age	Members Lost Due to Cancellation	% of Clubs Cancelled for Non-Financial Reasons	
42	0	1	-1	1,813	304	73	231	14.60%	1,698	43	14%	0%	2%	0	0%	1	42	16	0%

* - P - Priority Club. Cancellation Reasons: 1-Objectives/conduct, 2-Non-active club, 5-Non-existing club, 6-Disbanding, 7-Merger, 8-Financial Suspension, 9-District/Multiple District Dues.

** Red denotes below 15 active members.

*** Red denotes 20% + loss.

**** Y - all 3 (President, Secretary, Treasurer) club officers reported, N - not all 3 reported.

***** Abbreviation: N-New, IP-Immediate Past, R-Repeat.